

SULLY - 651SX 4C

6505X - 4 COLOURS LED 200W



- **Type:** Profile spot
- **Source:** 4 colours LED 200W
- **Optics:** 11° to 26° zoom

Profile spot

The new colourful classics

Sully 4C is a series of variable zoom profile featuring a 4-colour LED source and integrating an innovative software platform named RJ Color. With advanced setting and control modes, these profile spots deliver perfect whites and high quality saturated and pastel colours. Sully 4C is fully manufactured in France at Robert Juliat premises. Each LED engine is factory-calibrated to ensure colour consistency from one profile to another. In addition, the Sully 4C LED retrofit compartment is an ideal economic and technological solution to convert 600SX tungsten fixtures.

Features

- **Light intensity:** 8 or 16 bit dimming and strobe function
- **Colour control:** CIE XY, Hue saturation, RGB (with choice of the colour space - Native / sRGB / REC.709 / REC.2020 / ProPhoto) or RAW modes
- **Calibrated white sources:** 3 white presets reproducing tungsten 3000 K or 3200 K lamps, or discharge 6500 K lamps
- **Colour Temperature adjustment (CCT):** white from 1700 to 10000 Kelvin with Delta UV control (+/- Green – Magenta)
- **Colour mixing optimization:** choice of High Quality or High Brightness mode
- **Colour filter simulation:** 300 colour filters included with transmission / saturation adjustment - Fade time and type adjustment between 2 colour filters for adjustable transition
- **DimShift function:** when dimming the light, the colours follow the Planck curve (tungsten redshift emulation) - Available on all sources (white presets, any CCT value) and all colour filters
- **1 parameter DMX mode:** filter or colour selection through local display and dimming control by DMX (8 or 16 bits)
- **Adjustable response time:** choice of fast or slow dimming for tungsten-like simulation - adjustment by DMX - 3 modes available: tungsten, linear and linear with flash detection
- **Multi-function double gate:** simultaneous use of gobos and iris. Sharp focus of both gobo and shutter
- **Shutter gate:** up to 8 shutters. Remove shutters for easy maintenance or tuck fully inside gate for secure transport
- **User-friendly shutter-lock system:** secures shutters' setting in any circumstances (locking efficient up to 4 shutters)
- **Lens tube lock feature:** secures rotating lens tube against unwanted movement
- **90° rotating lens tube / gate / front accessories holder:** rotation of the projected image is always possible while the lamp remains vertical – no need to move the yoke
- **Internal glass filter holder:** long term use of durable coloured, dichroic and textured glass or gels
- **PWM adjustment:** choice of different PWM dimming frequencies
- **Local setup:** dMX address and mode, dimming curve and response time through 4-button display with automatic light switch-off
- **Dimming parameters:** choice of square, linear or tungsten dimming curves

Optical

- **Long life:** outstanding operational lifetime expectation, no need to replace lamps, low maintenance
- **4-colour mixing LED system:** Red, Green, Blue, and Lime
- **Thermal management of each colour:** thanks to the thermal management algorithms, the colours you have set will stay the same during the performance
- **Factory calibrated source:** to ensure consistency between fixtures
- **SX optical system:** double condenser optics for exceptional optical quality
- **Optional coated double condenser optics:** up to 15% more light output
- **Variable zoom optics:** sharp focus at every beam angle. Independent control of image size and focus. Focus handles on both sides
- **Electronic dimmer:** dimming without clipping or cut-out at low intensity levels; high quality smoothing

Construction

- **Made in France :** fully manufactured in Robert Juliat premises retaining complete control over all aspects of quality
- **Interchangeable lamp bases:** with 600SX (1000/1200 W tungsten) series
- **PSU:** built-in electronic flicker-free power supply for easy, plug-and-play installation
- **Power connectors:** neutriK® powerCON TRUE1 TOP IN and OUT connectors for daisy chaining
- **Silent-running cooling fans:** ideal for TV studios and opera houses
- **Electronic thermal management system:** ensures maximum performance of the system without any risk of overheating
- **3 cooling modes available:** includes silent mode for perfect integration in concert halls
- **Bodywork:** strong sheet metal construction for durability
- **Captive knobs and handles:** additional security when working at height or in transit
- **Spare parts and accessories:** interchangeable across the tungsten, discharge or LED ranges, reducing running costs
- **Easy access to all parts:** easy cleaning and maintenance

Picture:651SX 4C

DSEN402_651SX_4C - 02/10/2023

Robert Juliat reserves the right to change or alter any of the items detailed on this page, to increase or improve manufacturing techniques without prior notice.

Robert Juliat S.A.S., 32 rue de Beaumont, 60530 Fresnoy-en-Thelle - France
Telephone : +33 (0)3 44 26 51 89 - info@robertjuliat.fr - www.robertjuliat.com



ROBERT JULIAT

Source (Light quality report(s) available at the end of the document)

- **Lamp type:** LED - 4 colours
- **Power:** 196 W
- **Lumen output:** 7730 lm
- **Life:** 36000 hours (L70B50)

Colours	Power *	Lumen output*
Red	57 W	1 540 lm
Green	40 W	2 000 lm
Blue	41 W	500 lm
Lime	58 W	3 690 lm

(*) manufacturer's data

Optics

Characteristics

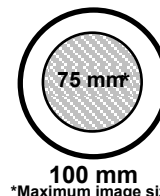
- **Type:** Zoom
- **Range:** 11° to 26° (Field angle)
- **Focal length:** 197 - 415 mm

Gel filter

- **Shape:** Square
- **Standard size:** 180x180 mm (7.1x7.1 in)
- **Optional size:** 185x185 mm (7.3x7.3 in)

Gobo

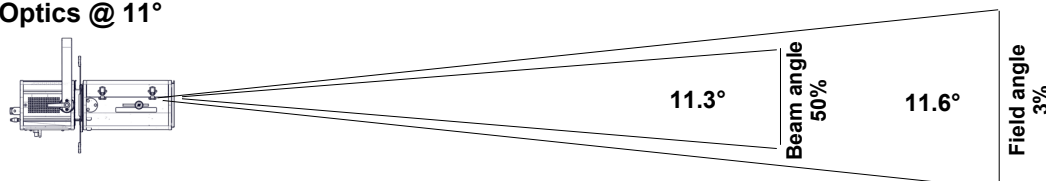
- **Size:** A
- **Material:** Metal
Glass



Photometrics (Photometrics report(s) available at the end of the document)

optics: 11°-26° / Optional coated double condenser optics / 3200 K / High Brightness

Optics @ 11°



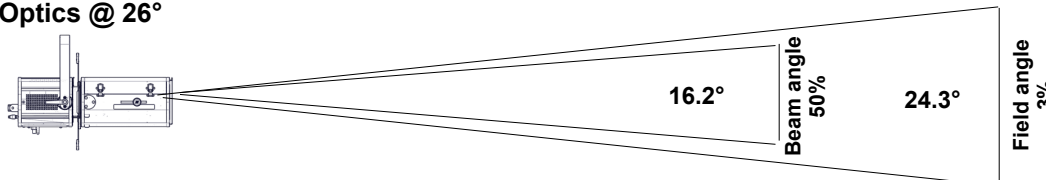
Beam intensity
234 300 cd

Field lumens
5 300 lm

Efficacy
32 lm/W

Distance	3 m	5 m	7 m	10 m	12 m	15 m
Diameter	0.6 m	1 m	1.4 m	2 m	2.4 m	3 m
Illumination	26 500 lux	9 400 lux	4 800 lux	2 350 lux	1 650 lux	1 050 lux
Distance	10 ft	15 ft	25 ft	35 ft	40 ft	50 ft
Diameter	2 ft	3 ft	5.1 ft	7.1 ft	8.1 ft	10.2 ft
Illumination	2 350 fc	1 050 fc	380 fc	200 fc	150 fc	95 fc

Optics @ 26°



Beam intensity
58 700 cd

Field lumens
4 630 lm


Efficacy
28 lm/W

Distance	3 m	5 m	7 m	10 m	12 m	15 m
Diameter	1.3 m	2.2 m	3 m	4.3 m	5.2 m	6.5 m
Illumination	6 600 lux	2 350 lux	1 200 lux	590 lux	410 lux	270 lux
Distance	10 ft	15 ft	25 ft	35 ft	40 ft	50 ft
Diameter	4.3 ft	6.5 ft	10.8 ft	15.1 ft	17.2 ft	21.5 ft
Illumination	590 fc	270 fc	95 fc	48 fc	37 fc	24 fc

Remote control

- **Data protocol:** USITT DMX512-A
RDM

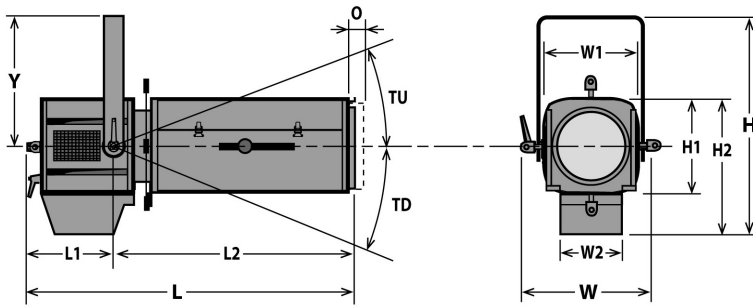
- **Data IN connector:** 5 pins XLR male
- **Data OUT connector:** 5 pins XLR femelle



DMX chart:

Mode 1 (1 channels)	Mode 2 (6 channels)	Mode 3 (20 channels)	Mode 4 (20 channels)	Mode 5 (22 channels)	Mode 6 (24 channels)
Dimmer	Dimmer Dimmer fine Strobe duration Strobe speed Response time Control mode	Dimmer @16b Strobe: duration + speed Response time Control mode Source type Filter + adjustments CCT + delta UV CIE XY Colour control @16b	Dimmer @16b Strobe: duration + speed Response time Control mode Source type Filter + adjustments CCT + delta UV Hue Saturation @16b	Dimmer @16b Strobe: duration + speed Response time Control mode Source type Filter + adjustments CCT + delta UV RGB colour control @16b	Dimmer @16b Strobe: duration + speed Response time Control mode Source type Filter + adjustments CCT + delta UV RGLB colour control @16b

Dimensions and weight



Weight: 14.5 kg (31.9 lbs)

Height	Length	Width	Yoke	Tilt	Option
H= 473 mm (18.6 in)	L= 782 mm (30.8 in)	W= 330 mm (13 in)	Y= 280 mm (11 in)	TU= 63°	O= 25 mm (1 in)
H1= 208 mm (8.2 in)	L1= 240 mm (9.4 in)	W1= 208 mm (8.2 in)		TD= 90°	
H2= 294 mm (11.6 in)	L2= 542 mm (21.3 in)	W2= 136 mm (5.4 in)			

Shipping

- **Weight :** 17.4 kg (38.3 lbs)
- **Volume :** .13 m³ (4.59 ft³)

Installation

- **Minimum distance to illuminated surface:** 0.5 m (1.6 ft)
- **Operating position:**



Construction

- **Housing:** Steel sheet - Aluminium
- **Colour:** Black
- **Cooling:** Low noise variable fan
- **Maximum ambient temperature (Ta):** 40°C (104°F)
- **Maximum case temperature (Tc):** 72°C (161.6°F)
- **Total heat dissipation:** 597 BTU/h
- **Ingress Protection (IP) rating:** IP20

Electrical compatibility

- 220/230 V - 50 Hz
- 245 V - 50 Hz
- 110/120 V - 60 Hz
- 208 V - 60 Hz
- 220/230 V - 60 Hz
- 100 V - 50 Hz
- 100 V - 60 Hz
- Selector: automatic detection

Power input



- **Type:** removable power cord with Neutrik powerCON TRUE1 TOP connector (included)
- **Cable:** H07RNF 3G1.5
- **Length:** 3 m (9.8 ft)
- **Power connector:** CEE 7/7 (2P+E NF/Schuko)

Power consumption

Voltage	Frequency	Current	Power	Power factor
230 V	50 Hz	0.88 A	175 W	0.87
110 V	60 Hz	1.67 A	178 W	0.98
100 V	60 Hz	1.82 A	178 W	0.99

Power Supply Unit

- **PSU:** Internal - Electronic PSU - Flicker free with PFC
- **Control:** / DMX
- **Protection:** Mains: 2x 6.3A 5x20 T fuses /
- **Power thru:** Neutrik powerCON TRUE1 TOP - Maximum of 11 units (230 V) / 8 units (120 V)

Warranty

- **Fixture: 3 years**
See General Sales Condition on website

Approvals







Acoustics

- **Noise level:** < 26 dB(A)













Model











651SX 4C	4 colours LED 200W Profile spot - 651SX 4C Sully - 11/26°
-----------------	---

Options

CAV600E	Double slot front cassette for 185x185mm accessories	
CAV600	Double slot front cassette for 180x180mm accessories	
APH 68LEDM	Double-condenser set for Led profile	
PCP1716A	16A blue 2P+E 6h IEC60309 power connector	

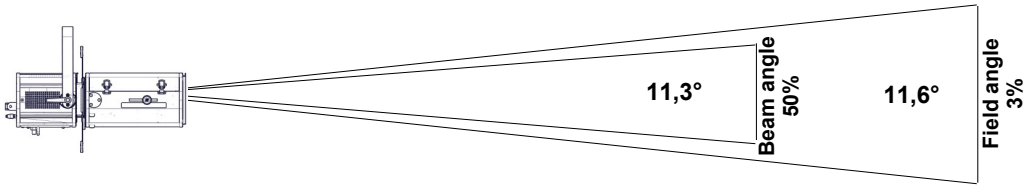
Accessories

D8	Shutter for SX series 4 included	
PF500M2	180x180mm metal filter holder 1 included	
SGUX	Universal "A" size gobo-holder (metal, glass, frosted glass) 1 included	
IWSX755	Drop-in iris (monoplane) with holder - Poids: 0.26 Kg	
D8	Shutter for SX series	
D8	Shutter for SX series	
PF600M2	185x185mm metal filter holder	
G500	180x180mm safety grid	
CAV600A	Double slot front cassette for 180x180mm accessories - Poids: 0.43 Kg	
CAV600AE	Double slot front cassette for 185x185mm accessories - Poids: 0.45 Kg	
APH 68LED	Double-condenser set for Led profile - Poids: 0.58 Kg	
T/650DSXCW	SULLY 115W LED compartment with display - Cool White - 3 meter power cable with CEE 7/7 (2P+T NF/SCHUKO) connector - Poids: 2.33 Kg	

T/650DSXWW	SULLY 115W LED compartment with display - Warm White - 3 meter power cable with CEE 7/7 (2P+T NF/SCHUKO) connector - Poids: 2.33 Kg	
T/650SXCW	SULLY 115W LED compartment - Cool White - 3 meter power cable with CEE 7/7 (2P+T NF/SCHUKO) connector - Poids: 2.27 Kg	
T/650SXWW	SULLY 115W LED compartment - Warm White - 3 meter power cable with CEE 7/7 (2P+T NF/SCHUKO) connector - Poids: 2.27 Kg	
FO100-10	Ø97mm optical filter for coloured LED source - typ 10	
VD120	120x120mm frosted glass	
FCD600	Angled yoke	
TH600	180x180mm "Top hat" (without safety cable) - ø150mm / 150mm long	
DMXcat	Bluetooth DMX/RDM Multifunction test tool - City Theatrical DMXcat®	
876	Hook clamp 40x10mm with 28mm M10 screw for Ø35 to 50mm pipes - SWL: 50Kg - Poids: 1.25 Kg	
880	Hook clamp 40x10mm with 28mm M10 screw for Ø50 to 63mm pipes - SWL: 50Kg - Poids: 1.36 Kg	
CS2	Safety cable Ø3 mm L= 600mm - SWL: 75 Kg	

• Optics @ 11°

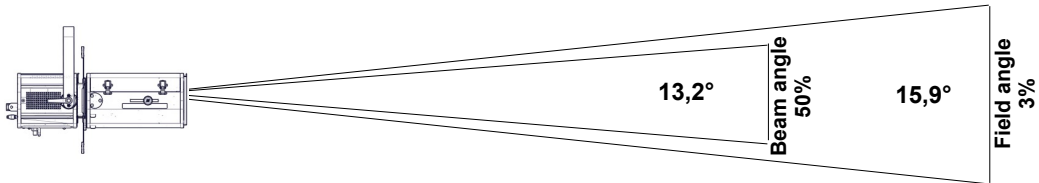
Field lumens	Beam lumens	Efficacy	Beam intensity	CCT	Delta uv
5 300 Lm		32 Lm/W	234 300 Cd	3 200 K	0.005



Distance	3 m	5 m	7 m	10 m	12 m	15 m
Field diameter	0,6 m	1 m	1,4 m	2 m	2,4 m	3 m
Illumination	26 500 lux	9 400 lux	4 800 lux	2 350 lux	1 650 lux	1 050 lux
Distance	10 ft	15 ft	25 ft	35 ft	40 ft	50 ft
Field diameter	2 ft	3 ft	5,1 ft	7,1 ft	8,1 ft	10,2 ft
Illumination	2 350 fc	1 050 fc	380 fc	200 fc	150 fc	95 fc

• Optics @ 16°

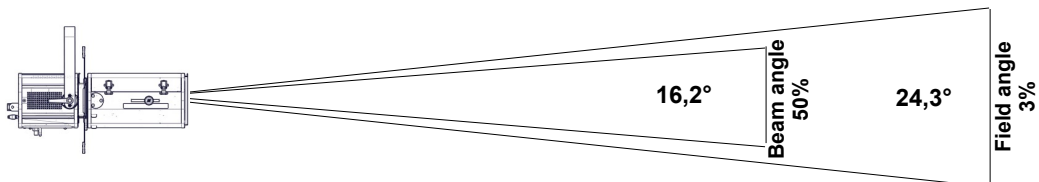
Field lumens	Beam lumens	Efficacy	Beam intensity	CCT	Delta uv
4 690 Lm		28 Lm/W	122 400 Cd	3 180 K	0.006



Distance	3 m	5 m	7 m	10 m	12 m	15 m
Field diameter	0,8 m	1,4 m	2 m	2,8 m	3,4 m	4,2 m
Illumination	14 000 lux	4 900 lux	2 500 lux	1 250 lux	860 lux	550 lux
Distance	10 ft	15 ft	25 ft	35 ft	40 ft	50 ft
Field diameter	2,8 ft	4,2 ft	7 ft	9,8 ft	11,2 ft	14 ft
Illumination	1 250 fc	550 fc	200 fc	100 fc	80 fc	49 fc

• Optics @ 26°

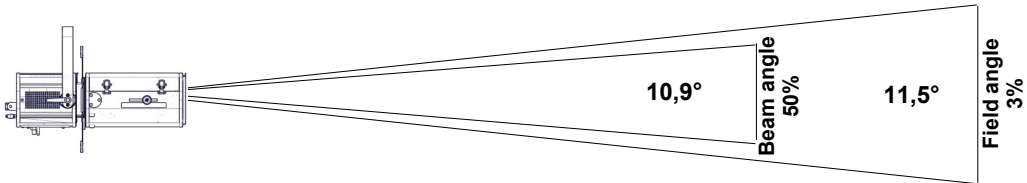
Field lumens	Beam lumens	Efficacy	Beam intensity	CCT	Delta uv
4 630 Lm		28 Lm/W	58 700 Cd	3 160 K	0.005



Distance	3 m	5 m	7 m	10 m	12 m	15 m
Field diameter	1,3 m	2,2 m	3 m	4,3 m	5,2 m	6,5 m
Illumination	6 600 lux	2 350 lux	1 200 lux	590 lux	410 lux	270 lux
Distance	10 ft	15 ft	25 ft	35 ft	40 ft	50 ft
Field diameter	4,3 ft	6,5 ft	10,8 ft	15,1 ft	17,2 ft	21,5 ft
Illumination	590 fc	270 fc	95 fc	48 fc	37 fc	24 fc

• Optics @ 11°

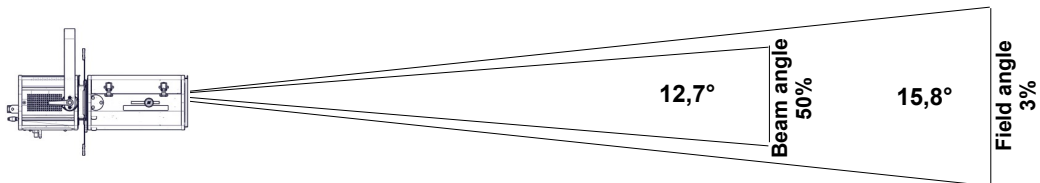
Field lumens	Beam lumens	Efficacy	Beam intensity	CCT	Delta uv
4 930 Lm		31 Lm/W	231 500 Cd	2 990 K	0.0004



Distance	3 m	5 m	7 m	10 m	12 m	15 m
Field diameter	0,6 m	1 m	1,4 m	2 m	2,4 m	3 m
Illumination	26 000 lux	9 300 lux	4 750 lux	2 350 lux	1 650 lux	1 050 lux
Distance	10 ft	15 ft	25 ft	35 ft	40 ft	50 ft
Field diameter	2 ft	3 ft	5 ft	7 ft	8,1 ft	10,1 ft
Illumination	2 350 fc	1 050 fc	380 fc	190 fc	150 fc	95 fc

• Optics @ 16°

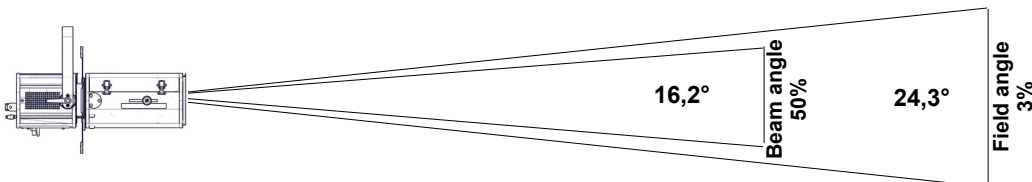
Field lumens	Beam lumens	Efficacy	Beam intensity	CCT	Delta uv
4 790 Lm		30 Lm/W	129 200 Cd	2 970 K	0.0005



Distance	3 m	5 m	7 m	10 m	12 m	15 m
Field diameter	0,8 m	1,4 m	1,9 m	2,8 m	3,3 m	4,2 m
Illumination	14 500 lux	5 200 lux	2 650 lux	1 300 lux	900 lux	580 lux
Distance	10 ft	15 ft	25 ft	35 ft	40 ft	50 ft
Field diameter	2,8 ft	4,2 ft	6,9 ft	9,7 ft	11,1 ft	13,9 ft
Illumination	1 300 fc	580 fc	210 fc	110 fc	85 fc	55 fc

• Optics @ 26°

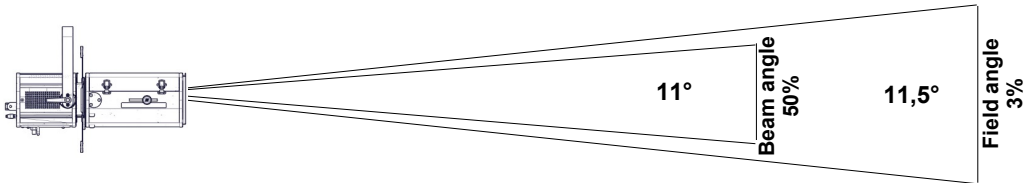
Field lumens	Beam lumens	Efficacy	Beam intensity	CCT	Delta uv
4 250 Lm		26 Lm/W	56 800 Cd	2 950 K	0.0005



Distance	3 m	5 m	7 m	10 m	12 m	15 m
Field diameter	1,3 m	2,2 m	3 m	4,3 m	5,2 m	6,5 m
Illumination	6 400 lux	2 300 lux	1 200 lux	570 lux	400 lux	260 lux
Distance	10 ft	15 ft	25 ft	35 ft	40 ft	50 ft
Field diameter	4,3 ft	6,5 ft	10,8 ft	15,1 ft	17,2 ft	21,5 ft
Illumination	570 fc	260 fc	95 fc	47 fc	36 fc	23 fc

• Optics @ 11°

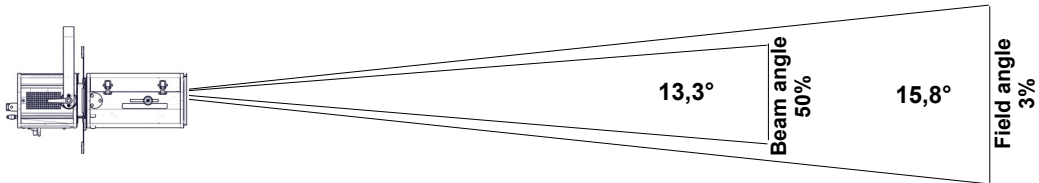
Field lumens	Beam lumens	Efficacy	Beam intensity	CCT	Delta uv
4 830 Lm		29 Lm/W	222 800 Cd	6 610 K	0.005



Distance	3 m	5 m	7 m	10 m	12 m	15 m
Field diameter	0,6 m	1 m	1,4 m	2 m	2,4 m	3 m
Illumination	25 000 lux	9 000 lux	4 550 lux	2 250 lux	1 550 lux	1 000 lux
Distance	10 ft	15 ft	25 ft	35 ft	40 ft	50 ft
Field diameter	2 ft	3 ft	5 ft	7 ft	8,1 ft	10,1 ft
Illumination	2 250 fc	1 000 fc	360 fc	190 fc	140 fc	90 fc

• Optics @ 16°

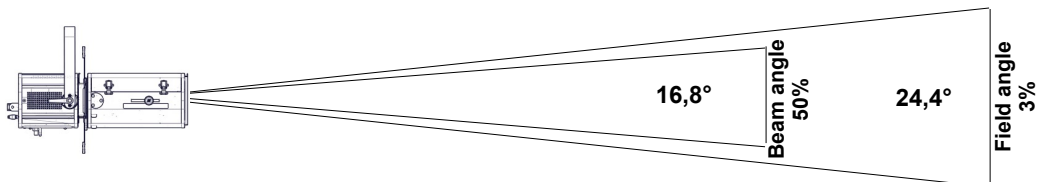
Field lumens	Beam lumens	Efficacy	Beam intensity	CCT	Delta uv
4 530 Lm		27 Lm/W	120 200 Cd	6 590 K	0.005



Distance	3 m	5 m	7 m	10 m	12 m	15 m
Field diameter	0,8 m	1,4 m	1,9 m	2,8 m	3,3 m	4,2 m
Illumination	13 500 lux	4 850 lux	2 500 lux	1 250 lux	840 lux	540 lux
Distance	10 ft	15 ft	25 ft	35 ft	40 ft	50 ft
Field diameter	2,8 ft	4,2 ft	6,9 ft	9,7 ft	11,1 ft	13,9 ft
Illumination	1 250 fc	540 fc	200 fc	100 fc	80 fc	49 fc

• Optics @ 26°

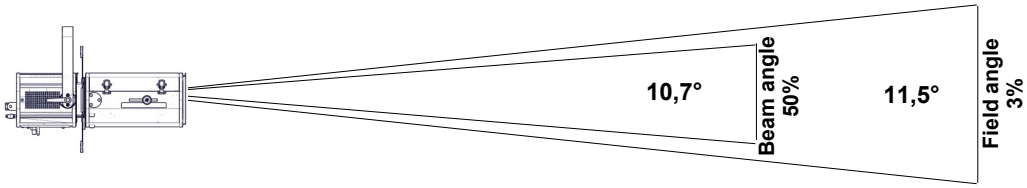
Field lumens	Beam lumens	Efficacy	Beam intensity	CCT	Delta uv
4 310 Lm		26 Lm/W	55 100 Cd	6 480 K	0.003



Distance	3 m	5 m	7 m	10 m	12 m	15 m
Field diameter	1,3 m	2,2 m	3 m	4,3 m	5,2 m	6,5 m
Illumination	6 200 lux	2 250 lux	1 150 lux	560 lux	390 lux	250 lux
Distance	10 ft	15 ft	25 ft	35 ft	40 ft	50 ft
Field diameter	4,3 ft	6,5 ft	10,8 ft	15,1 ft	17,3 ft	21,6 ft
Illumination	560 fc	250 fc	90 fc	45 fc	35 fc	23 fc

• Optics @ 11°

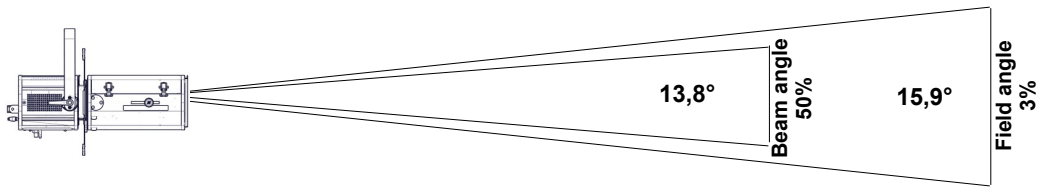
Field lumens	Beam lumens	Efficacy	Beam intensity	CCT	Delta uv
3 360 Lm		35 Lm/W	158 700 Cd	3 200 K	0.002



Distance	3 m	5 m	7 m	10 m	12 m	15 m
Field diameter	0,6 m	1 m	1,4 m	2 m	2,4 m	3 m
Illumination	18 000 lux	6 400 lux	3 250 lux	1 600 lux	1 150 lux	710 lux
Distance	10 ft	15 ft	25 ft	35 ft	40 ft	50 ft
Field diameter	2 ft	3 ft	5 ft	7 ft	8,1 ft	10,1 ft
Illumination	1 600 fc	710 fc	260 fc	130 fc	100 fc	65 fc

• Optics @ 16°

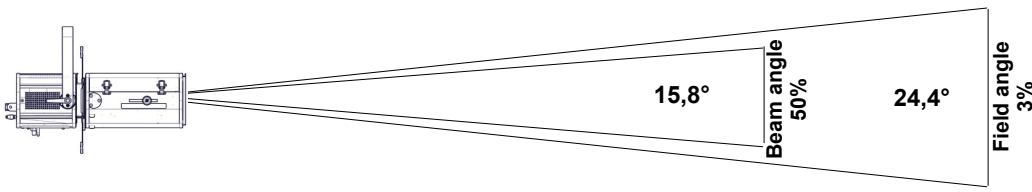
Field lumens	Beam lumens	Efficacy	Beam intensity	CCT	Delta uv
3 200 Lm		33 Lm/W	81 600 Cd	3 180 K	0.002



Distance	3 m	5 m	7 m	10 m	12 m	15 m
Field diameter	0,8 m	1,4 m	2 m	2,8 m	3,4 m	4,2 m
Illumination	9 100 lux	3 300 lux	1 700 lux	820 lux	570 lux	370 lux
Distance	10 ft	15 ft	25 ft	35 ft	40 ft	50 ft
Field diameter	2,8 ft	4,2 ft	7 ft	9,8 ft	11,2 ft	14 ft
Illumination	820 fc	370 fc	140 fc	70 fc	55 fc	33 fc

• Optics @ 26°

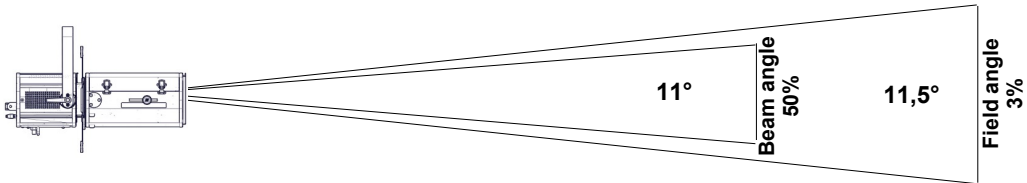
Field lumens	Beam lumens	Efficacy	Beam intensity	CCT	Delta uv
2 860 Lm		33 Lm/W	39 400 Cd	3 160 K	0.002



Distance	3 m	5 m	7 m	10 m	12 m	15 m
Field diameter	1,3 m	2,2 m	3 m	4,3 m	5,2 m	6,5 m
Illumination	4 400 lux	1 600 lux	810 lux	400 lux	280 lux	180 lux
Distance	10 ft	15 ft	25 ft	35 ft	40 ft	50 ft
Field diameter	4,3 ft	6,5 ft	10,8 ft	15,1 ft	17,3 ft	21,6 ft
Illumination	400 fc	180 fc	65 fc	33 fc	25 fc	16 fc

• Optics @ 11°

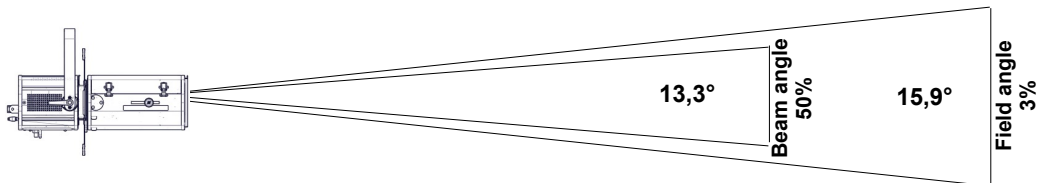
Field lumens	Beam lumens	Efficacy	Beam intensity	CCT	Delta uv
3 400 Lm		35 Lm/W	158 000 Cd	3 010 K	0.002



Distance	3 m	5 m	7 m	10 m	12 m	15 m
Field diameter	0,6 m	1 m	1,4 m	2 m	2,4 m	3 m
Illumination	18 000 lux	6 400 lux	3 250 lux	1 600 lux	1 100 lux	710 lux
Distance	10 ft	15 ft	25 ft	35 ft	40 ft	50 ft
Field diameter	2 ft	3 ft	5 ft	7 ft	8,1 ft	10,1 ft
Illumination	1 600 fc	710 fc	260 fc	130 fc	100 fc	65 fc

• Optics @ 16°

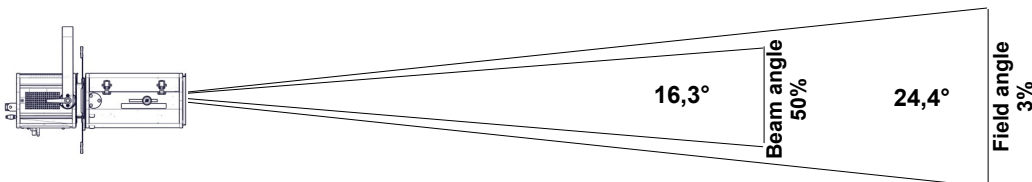
Field lumens	Beam lumens	Efficacy	Beam intensity	CCT	Delta uv
3 220 Lm		30 Lm/W	82 800 Cd	2 980 K	0.002



Distance	3 m	5 m	7 m	10 m	12 m	15 m
Field diameter	0,8 m	1,4 m	2 m	2,8 m	3,4 m	4,2 m
Illumination	9 300 lux	3 350 lux	1 700 lux	830 lux	580 lux	370 lux
Distance	10 ft	15 ft	25 ft	35 ft	40 ft	50 ft
Field diameter	2,8 ft	4,2 ft	7 ft	9,8 ft	11,2 ft	14 ft
Illumination	830 fc	370 fc	140 fc	70 fc	55 fc	34 fc

• Optics @ 26°

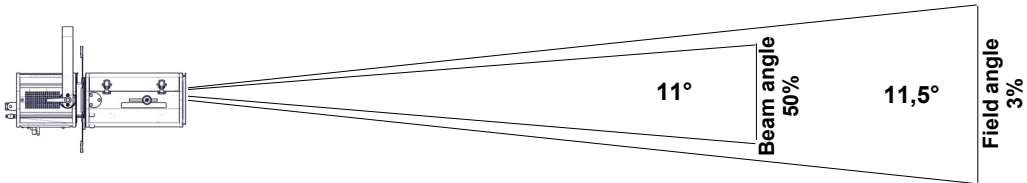
Field lumens	Beam lumens	Efficacy	Beam intensity	CCT	Delta uv
2 990 Lm		30 Lm/W	39 000 Cd	2 970 K	0.002



Distance	3 m	5 m	7 m	10 m	12 m	15 m
Field diameter	1,3 m	2,2 m	3 m	4,3 m	5,2 m	6,5 m
Illumination	4 350 lux	1 600 lux	800 lux	400 lux	280 lux	180 lux
Distance	10 ft	15 ft	25 ft	35 ft	40 ft	50 ft
Field diameter	4,3 ft	6,5 ft	10,8 ft	15,1 ft	17,3 ft	21,6 ft
Illumination	400 fc	180 fc	65 fc	32 fc	25 fc	16 fc

• Optics @ 11°

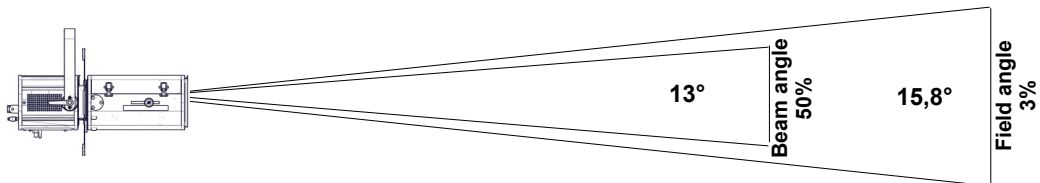
Field lumens	Beam lumens	Efficacy	Beam intensity	CCT	Delta uv
3 480 Lm		32 Lm/W	159 500 Cd	6 010 K	0.004



Distance	3 m	5 m	7 m	10 m	12 m	15 m
Field diameter	0,6 m	1 m	1,4 m	2 m	2,4 m	3 m
Illumination	18 000 lux	6 400 lux	3 300 lux	1 600 lux	1 150 lux	710 lux
Distance	10 ft	15 ft	25 ft	35 ft	40 ft	50 ft
Field diameter	2 ft	3 ft	5 ft	7 ft	8,1 ft	10,1 ft
Illumination	1 600 fc	710 fc	260 fc	140 fc	100 fc	65 fc

• Optics @ 16°

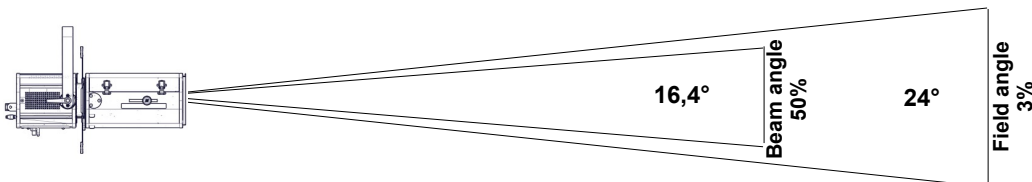
Field lumens	Beam lumens	Efficacy	Beam intensity	CCT	Delta uv
3 390 Lm		31 Lm/W	89 500 Cd	5 960 K	0.004



Distance	3 m	5 m	7 m	10 m	12 m	15 m
Field diameter	0,8 m	1,4 m	1,9 m	2,8 m	3,3 m	4,2 m
Illumination	10 000 lux	3 600 lux	1 850 lux	900 lux	630 lux	400 lux
Distance	10 ft	15 ft	25 ft	35 ft	40 ft	50 ft
Field diameter	2,8 ft	4,2 ft	6,9 ft	9,7 ft	11,1 ft	13,9 ft
Illumination	900 fc	400 fc	150 fc	75 fc	60 fc	36 fc

• Optics @ 26°

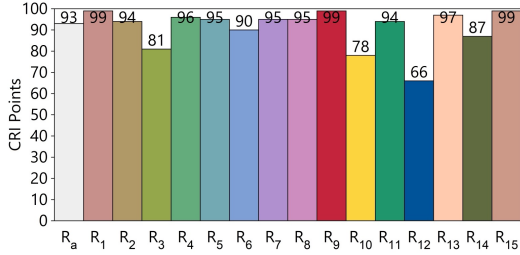
Field lumens	Beam lumens	Efficacy	Beam intensity	CCT	Delta uv
3 200 Lm		29 Lm/W	42 400 Cd	5 900 K	0.004



Distance	3 m	5 m	7 m	10 m	12 m	15 m
Field diameter	1,3 m	2,1 m	3 m	4,3 m	5,1 m	6,4 m
Illumination	4 750 lux	1 700 lux	870 lux	430 lux	300 lux	190 lux
Distance	10 ft	15 ft	25 ft	35 ft	40 ft	50 ft
Field diameter	4,3 ft	6,4 ft	10,6 ft	14,9 ft	17 ft	21,3 ft
Illumination	430 fc	190 fc	70 fc	35 fc	27 fc	17 fc

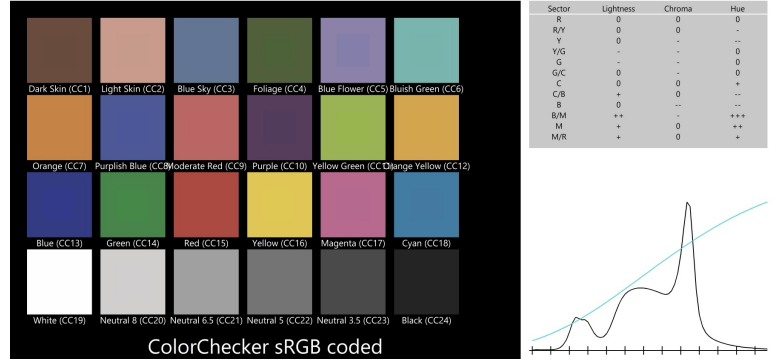
CCT	DeltaUV	CRI Ra	CRI R9	CQS Qa	TM30-18 Rf	TM30-18 Rg	TLCI	SSI [3053]
3 050K	0.0030	93	99	92	91	102	86	68

CRI - CIE Colour Rendering Index

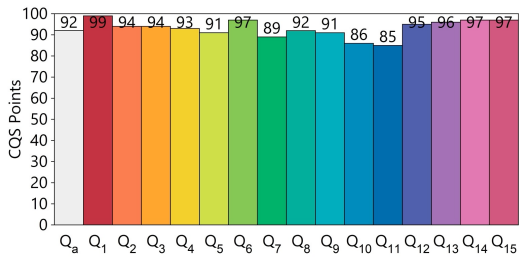


TLCI - Television Lighting Consistency Index

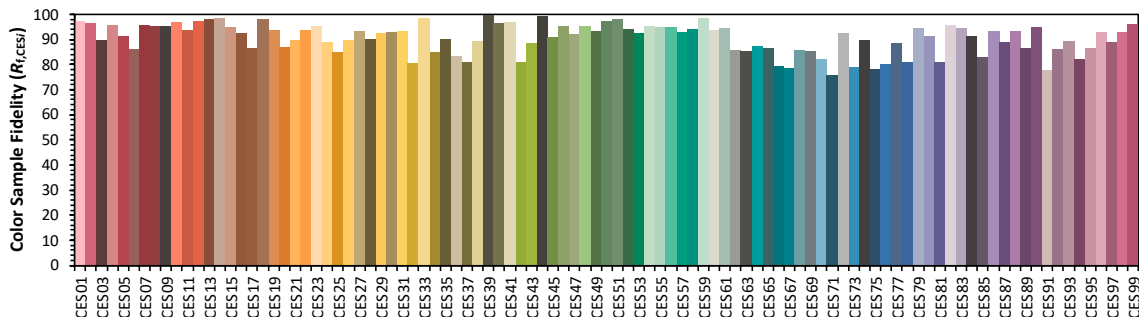
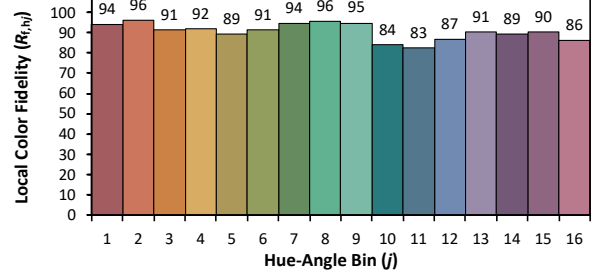
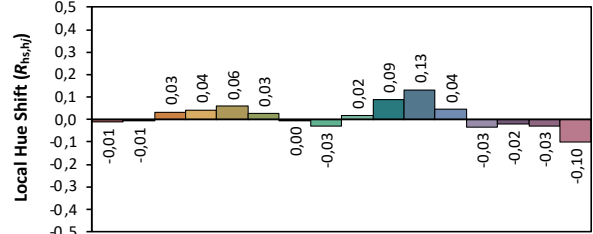
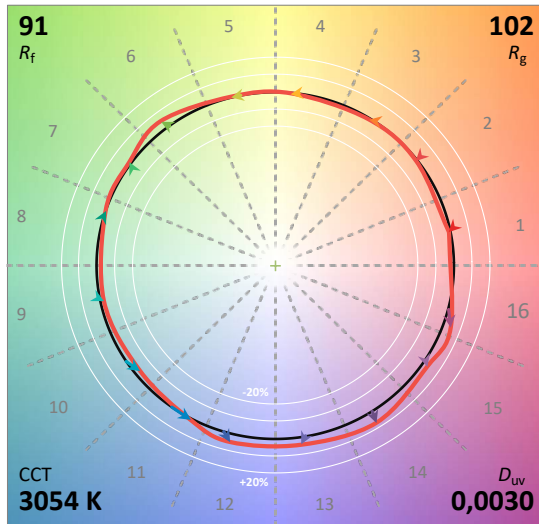
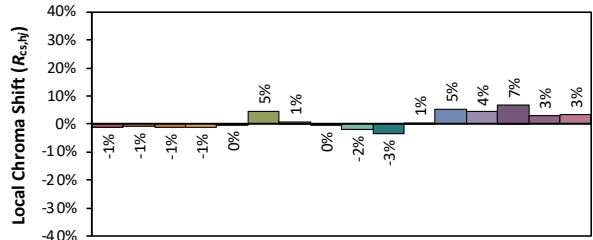
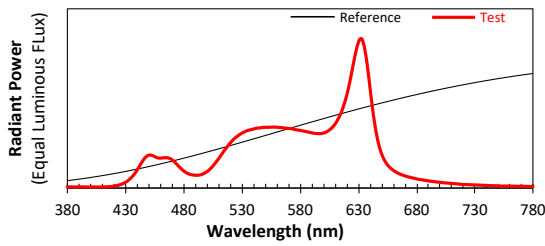
Test : CCT = P3054 (+0.6)
 TLCI-2012 : 86 (P3054)



CQS - NIST Colour Quality Scale

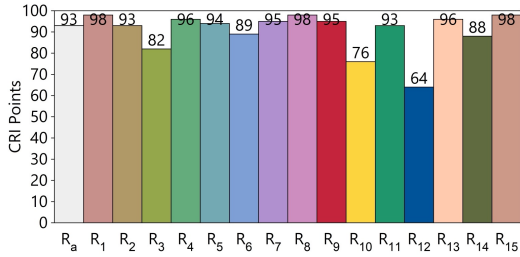


ANSI/IES TM-30-18 Colour Rendition Report



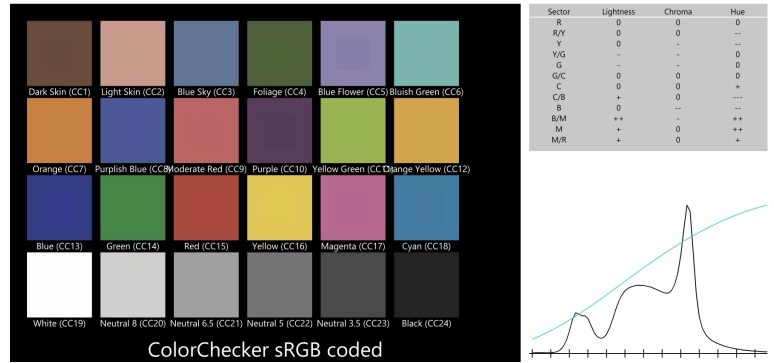
CCT	DeltaUV	CRI Ra	CRI R9	CQS Qa	TM30-18 Rf	TM30-18 Rg	TLCI	SSI [3250]
3 250K	0.0033	93	95	91	90	102	87	68

CRI - CIE Colour Rendering Index

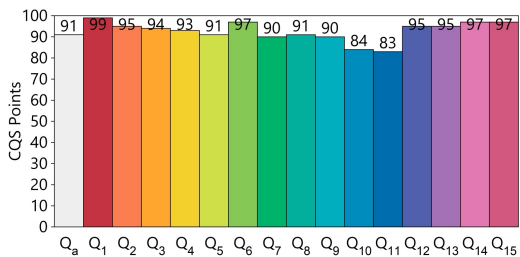


TLCI - Television Lighting Consistency Index

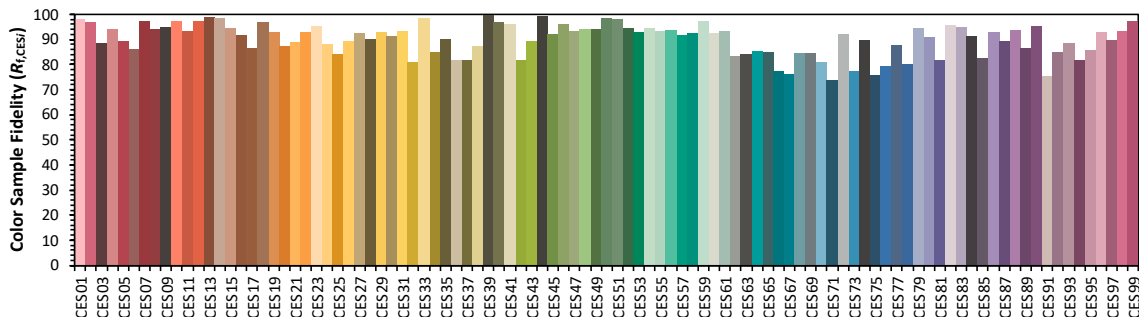
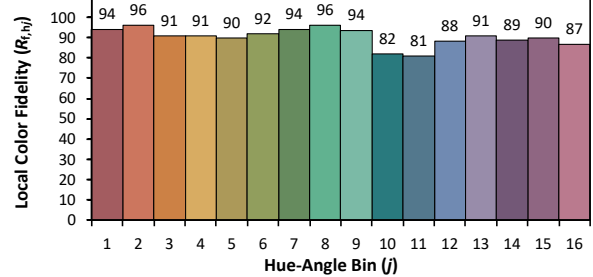
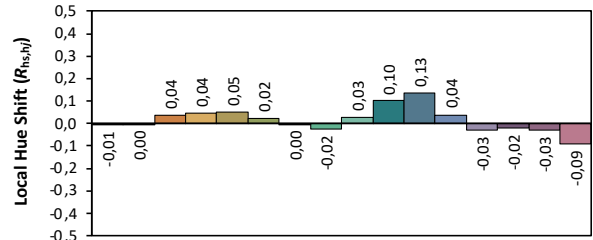
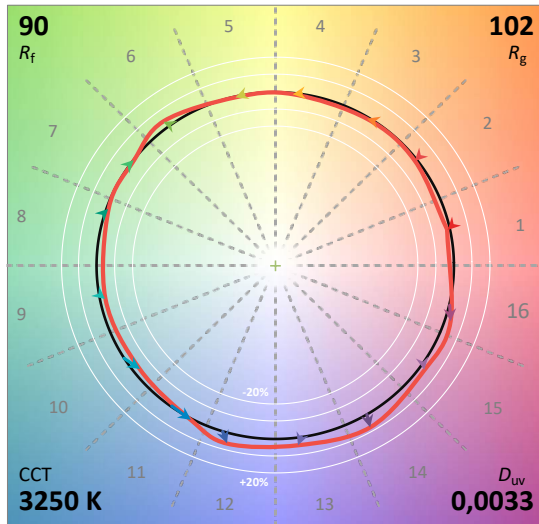
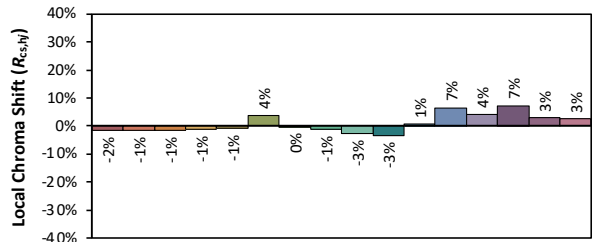
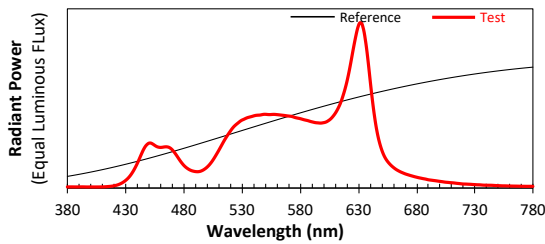
Test : CCT = P3250 (+0.6)
 TLCI-2012 : 87 (P3250)



CQS - NIST Colour Quality Scale

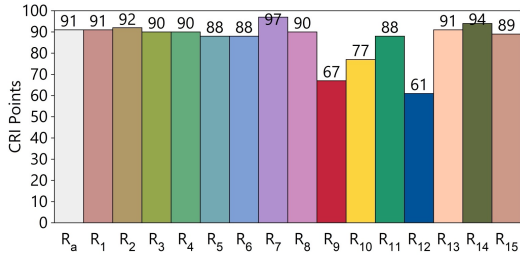


ANSI/IES TM-30-18 Colour Rendition Report



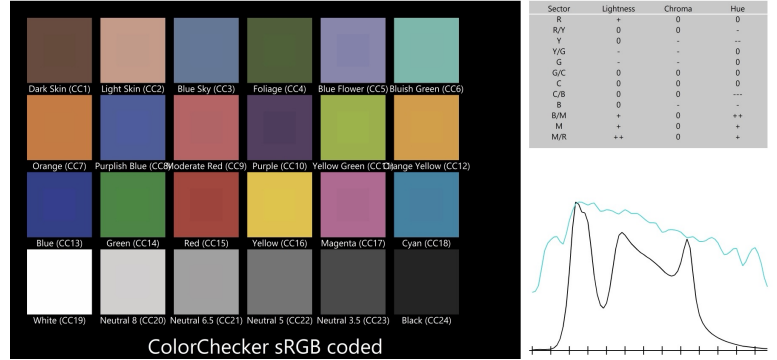
CCT	DeltaUV	CRI Ra	CRI R9	CQS Qa	TM30-18 Rf	TM30-18 Rg	TLCI	SSI [6159]
6 160K	0.0076	91	67	89	88	97	89	65

CRI - CIE Colour Rendering Index

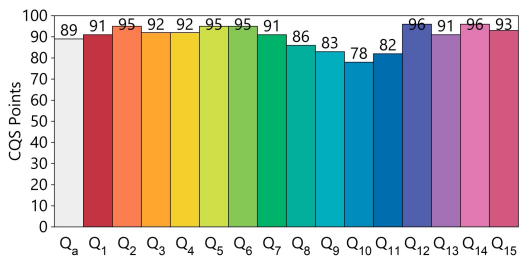


TLCI - Television Lighting Consistency Index

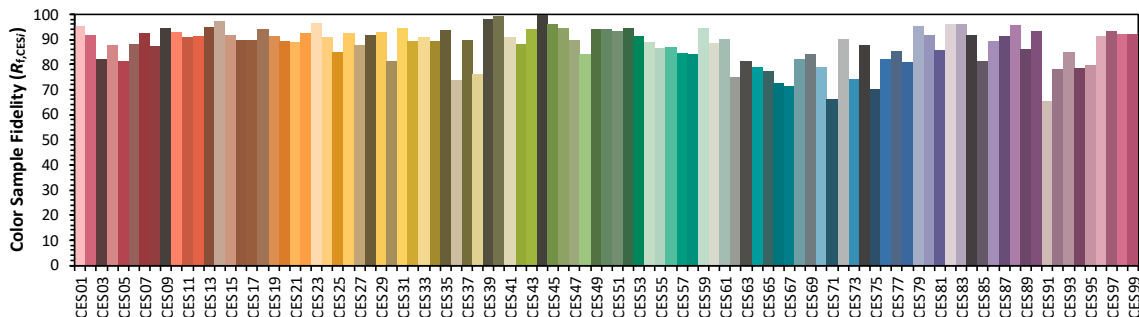
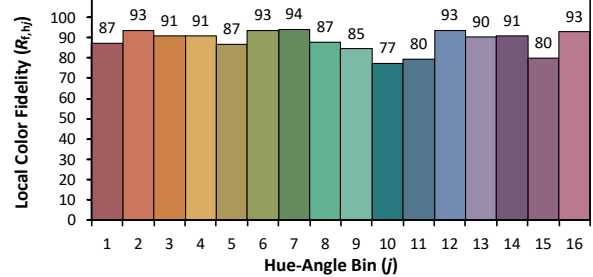
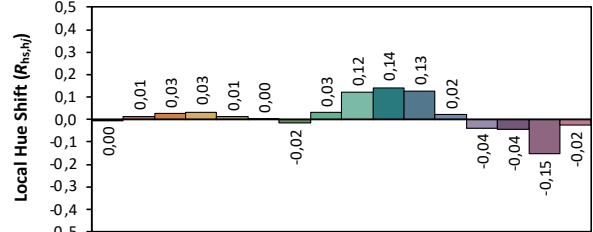
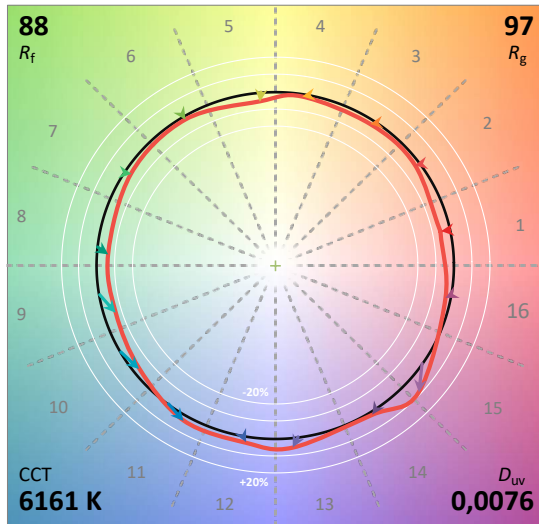
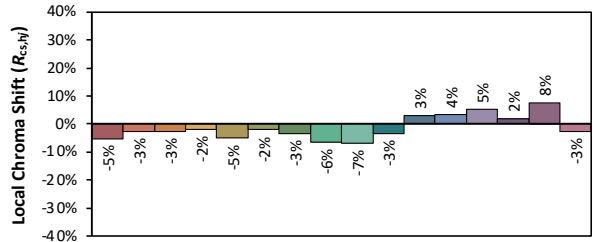
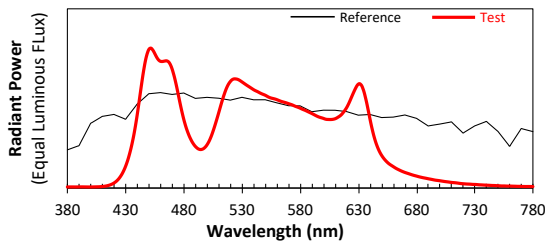
Test : CCT = D6160 (+0.8)
 TLCI-2012 : 89 (D6160)



CQS - NIST Colour Quality Scale



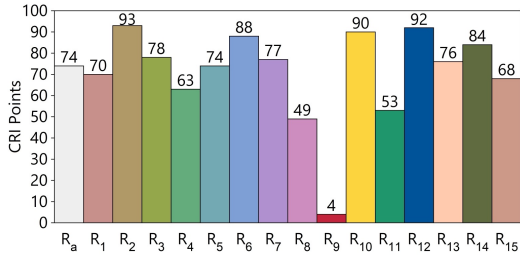
ANSI/IES TM-30-18 Colour Rendition Report



Colours are for visual orientation purposes only. Created with the IES TM-30-18 Calculator Version 2.00

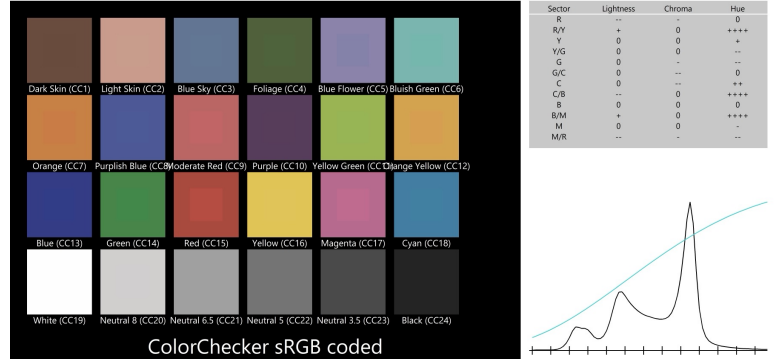
CCT	DeltaUV	CRI Ra	CRI R9	CQS Qa	TM30-18 Rf	TM30-18 Rg	TLCI	SSI [3195]
3 200K	0.0054	74	4	84	84	108	71	59

CRI - CIE Colour Rendering Index

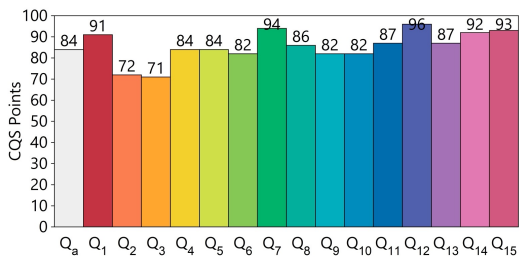


TLCI - Television Lighting Consistency Index

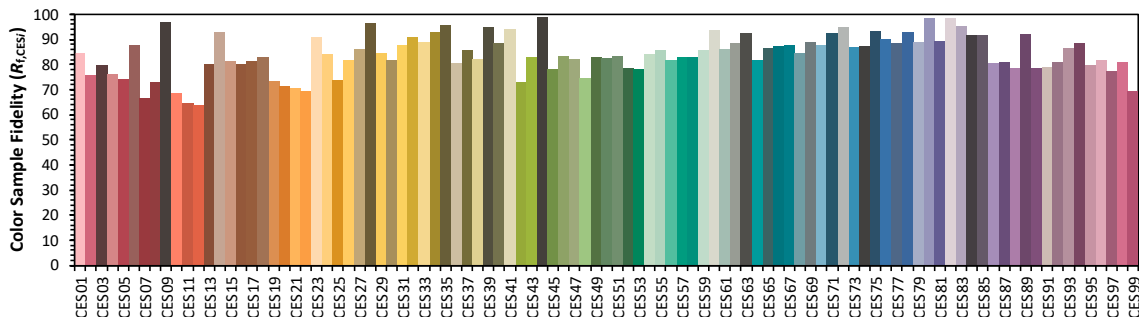
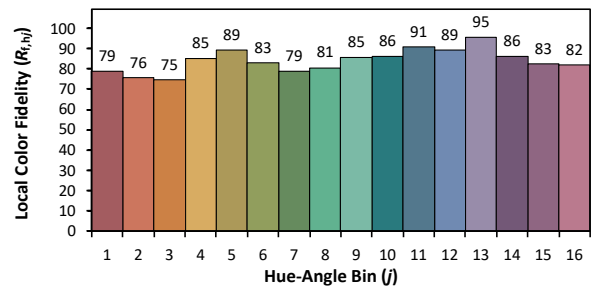
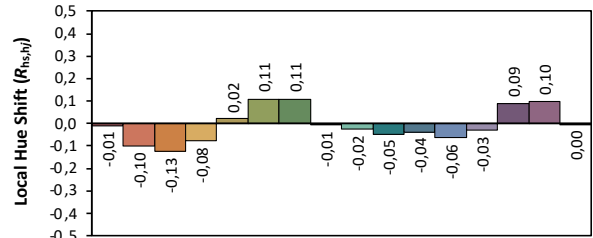
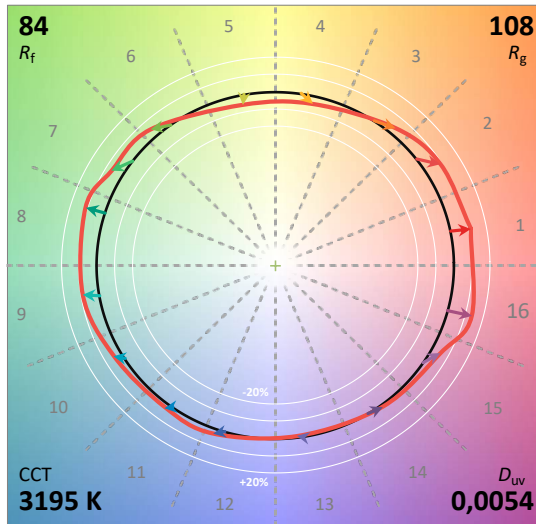
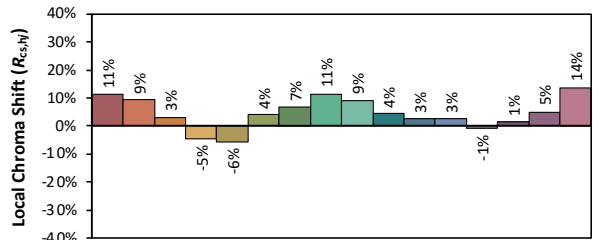
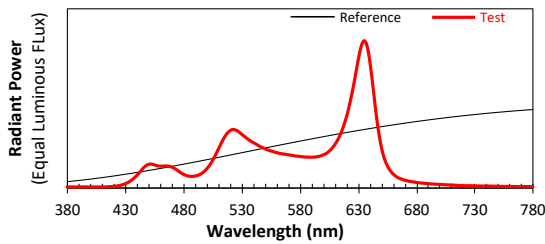
Test : CCT = P3195 (+1.0)
 TLCI-2012 : 71 (P3195)



CQS - NIST Colour Quality Scale



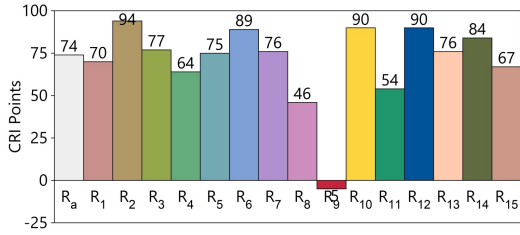
ANSI/IES TM-30-18 Colour Rendition Report



Colours are for visual orientation purposes only. Created with the IES TM-30-18 Calculator Version 2.00

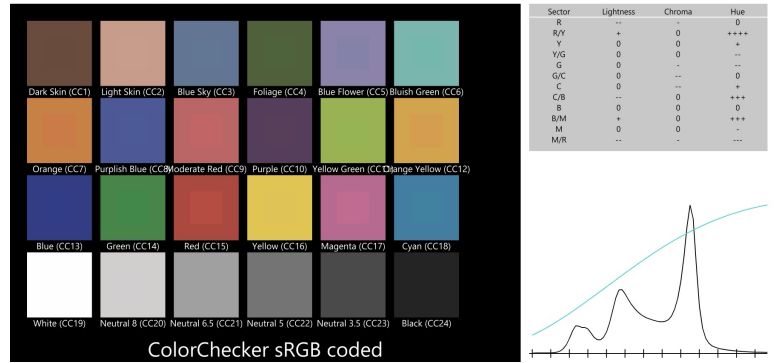
CCT	DeltaUV	CRI Ra	CRI R9	CQS Qa	TM30-18 Rf	TM30-18 Rg	TLCI	SSI [3396]
3 400K	0.0061	74	-5	84	84	108	70	58

CRI - CIE Colour Rendering Index

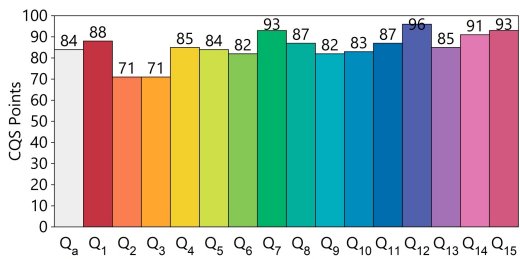


TLCI - Television Lighting Consistency Index

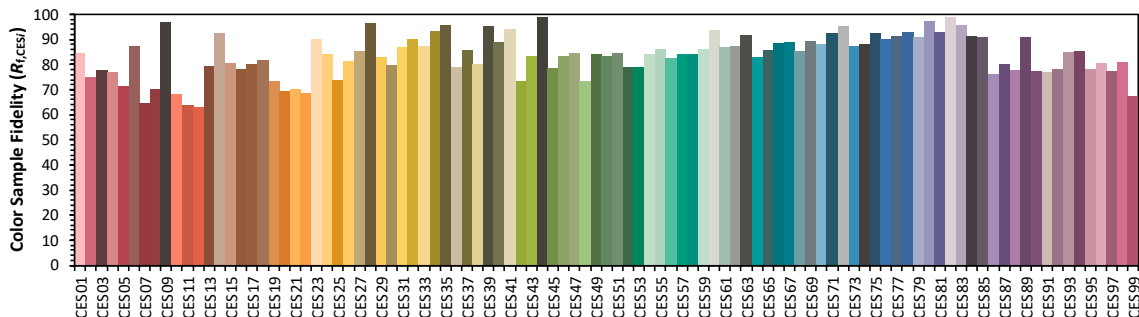
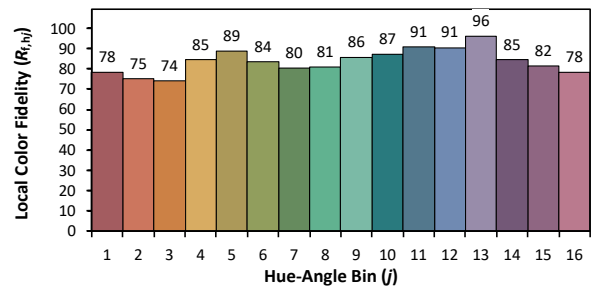
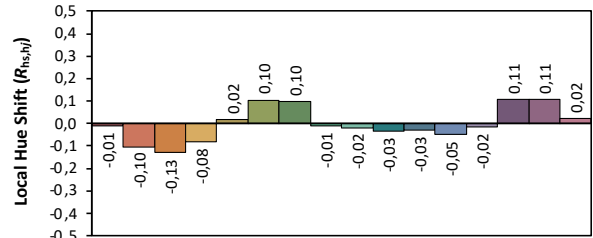
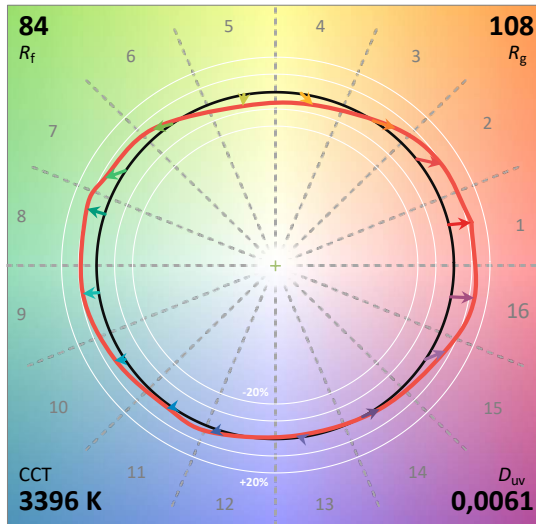
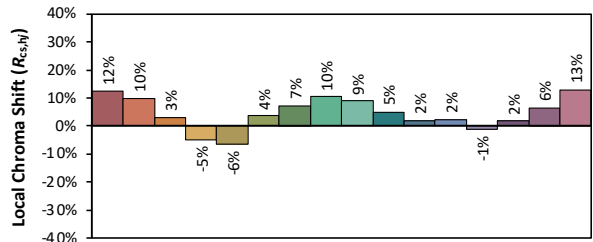
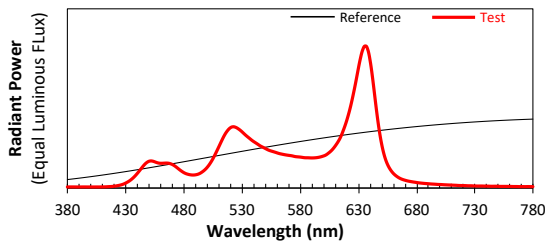
Test : CCT = P3396 (+1.1)
 TLCI-2012 : 70 (P3396)



CQS - NIST Colour Quality Scale



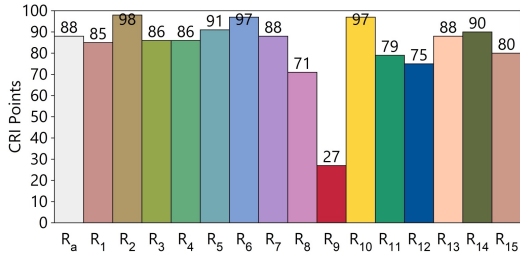
ANSI/IES TM-30-18 Colour Rendition Report



Colours are for visual orientation purposes only. Created with the IES TM-30-18 Calculator Version 2.00

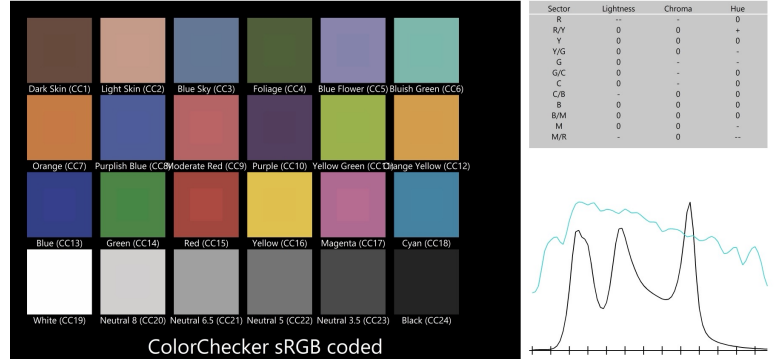
CCT	DeltaUV	CRI Ra	CRI R9	CQS Qa	TM30-18 Rf	TM30-18 Rg	TLCI	SSI [6125]
6 130K	0.0081	88	27	92	88	104	87	60

CRI - CIE Colour Rendering Index

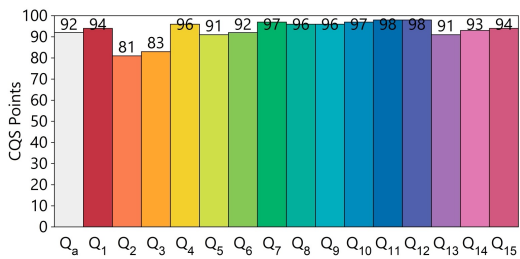


TLCI - Television Lighting Consistency Index

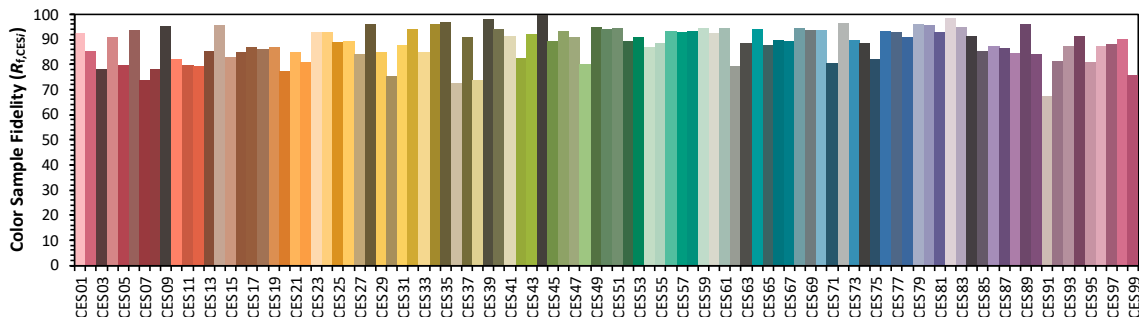
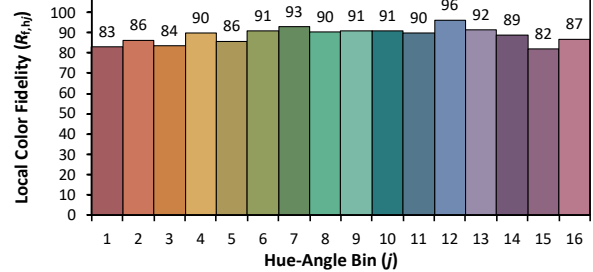
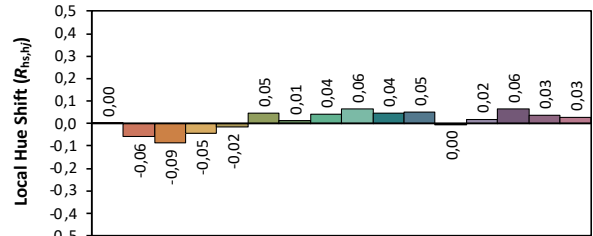
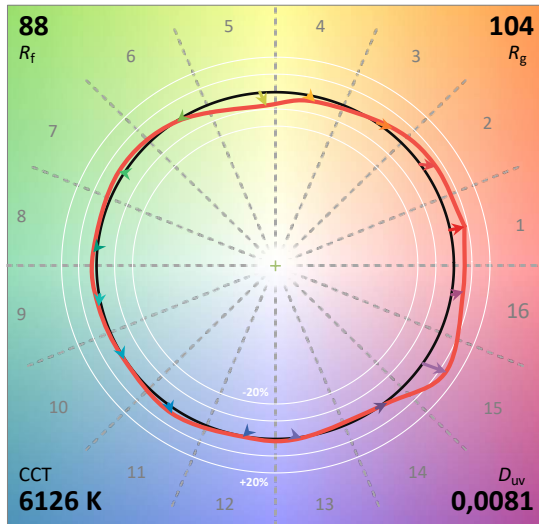
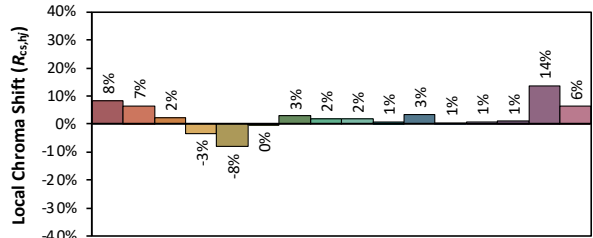
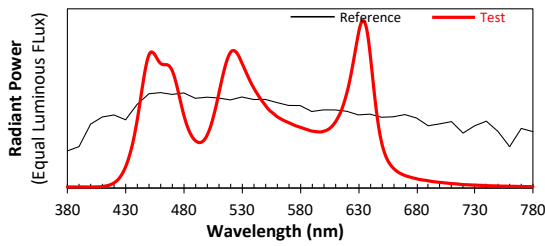
Test : CCT = D6126 (+0.9)
 TLCI-2012 : 87 (D6126)



CQS - NIST Colour Quality Scale



ANSI/IES TM-30-18 Colour Rendition Report



Colours are for visual orientation purposes only. Created with the IES TM-30-18 Calculator Version 2.00