

SULLY - 654SX WW

650SX - LED 115 W



- **Type:** Profile spot
- **Source:** LED 115 W
- **Optics:** 16° to 35° zoom
16° to 35° configuration possible
- **Colour temperature:** Warm white

Profile spot

The new classic theatre zoom profile in LED version

The Sully 650SX Series is a variable zoom profile range featuring a high-quality 115 W warm white LED source (CRI = 98) that delivers a first-class white light and an output that far exceeds 1000 W tungsten luminaires and nearly matches that of 1200 W tungsten models. Combining this new LED engine with the proven optics of the renowned 600SX Series, Sully profile offers accurate framing and superb gobo projection. The LED compartment of the Sully profile can be swapped with those of the 600SX Series (as well as with those of Aledin 630SX or Quincy 420SX Series). It is equally happy on stage, overhead, on side booms or prosceniums, in opera houses, theatres and studios.

Features

- **Multi-function double gate:** simultaneous use of gobos and iris. Sharp focus of both gobo and shutter
- **Shutter gate:** up to 8 shutters. Remove shutters for easy maintenance or tuck fully inside gate for secure transport
- **User-friendly shutter-lock system:** secures shutters' setting in any circumstances (locking efficient up to 4 shutters)
- **Universal gobo holder:** "A" size glass and metal gobo
- **Lens tube lock feature:** secures rotating lens tube against unwanted movement
- **90° rotating lens tube / gate / front accessories holder:** rotation of the projected image is always possible – no need to move the yoke
- **Internal glass filter holder:** long term use of durable coloured, dichroic or textured glass
- **Adjustable response time:** choice of fast or slow dimming for tungsten-like simulation - adjustment by DMX protocol
- **Ethernet-DMX node:** data IN through RJ45 connector; data OUT through DMX for daisy chaining
- **Universal data control:** compatible with DMX, RDM, Art-Net, sACN protocols
- **Remote setup:** all parameters can be adjusted by RDM protocol or by web interface
- **PWM adjustment:** choice of different PWM dimming frequencies - continuous mode available
- **Dimming parameters:** choice of square or linear dimming curves
- **Local setup (optional):** DMX address and mode, dimming curve and response time through 4-button display with automatic light switch-off
- **DMX:** 8 or 16 bit dimming, response time and strobe function
- **Easy focus reference:** graduated scale on side of the unit; fast and easy refocusing
- **Tilt reference on hanging yoke:** index for rapid re-positioning

Optical

- **Long life:** outstanding operational lifetime expectation, no need to replace lamps, low maintenance
- **Very high quality white:** CRI>95 / TM-30 Rf>92 / TLCI>97
- **Choice of colour temperature:** warm or cool white LED compartment can be easily swapped
- **High output:** almost matching the lumen output of a 1200 W Tungsten 600SX profile
- **SX optical system:** double condenser optics for exceptional optical quality
- **Optional coated double condenser optics:** up to 15% more light output
- **Variable zoom optics:** sharp focus at every beam angle. Independent control of image size and focus. Focus handles on both sides
- **Electronic dimmer:** dimming without clipping or cut-out at low intensity levels; high quality smoothing
- **No colour shift:** colour temperature remains the same when dimming

Construction

- **Made in France :** fully manufactured in Robert Juliat premises retaining complete control over all aspects of quality
- **Interchangeable lamp bases:** with 600SX (1000/1200 W tungsten) series
- **PSU:** built-in electronic flicker-free power supply for easy, plug-and-play installation
- **Power connectors:** compatible powerCON® TRUE1 IN and OUT connectors for daisy chaining
- **Silent-running cooling fans:** ideal for TV studios and opera houses
- **Electronic thermal management system:** ensures maximum performance of the system without any risk of overheating
- **Bodywork:** strong sheet metal construction for durability
- **Captive knobs and handles:** additional security when working at height or in transit
- **Spare parts and accessories:** interchangeable across the tungsten, discharge or LED ranges, reducing running costs
- **Easy access to all parts:** easy cleaning and maintenance

Picture:654SX

DSEN385_654SX_WW - 08/04/2026


Robert Juliat reserves the right to change or alter any of the items detailed on this page, to increase or improve manufacturing techniques without prior notice.

Robert Juliat S.A.S., 32 rue de Beaumont, 60530 Fresnoy-en-Thelle - France
Telephone : +33 (0)3 44 26 51 89 - info@robertjuliat.fr - www.robertjuliat.com



ROBERT JULIAT

Source (Light quality report(s) available at the end of the document)



- **Lamp type:** LED
- **Power:** 115 W

LED specifications	Power *	Lumen output*	Colour temperature*	Life*	CRI*
LED 115W WW	115 W	11 400 lm	3000K	60 000 h	98

(*) manufacturer's data - Life reference: L80B10

Optics

Characteristics

- **Type:** Zoom
- **Range:** 16° to 35° (Field angle)
16° to 35° configuration possible
- **Focal length:** 131 - 268 mm

Gel filter

- **Shape:** Square
- **Standard size:** 180x180 mm (7.1x7.1 in)
- **Optional size:** 185x185 mm (7.3x7.3 in)

Gobo

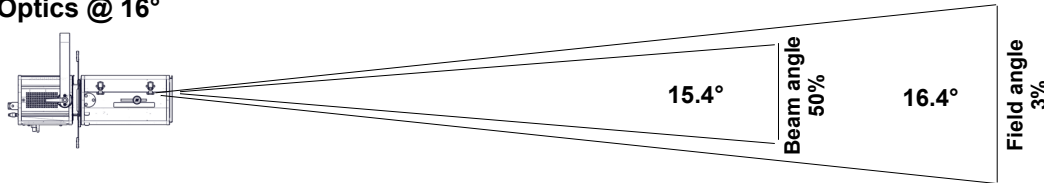
- **Size:** A
- **Material:** Metal
Glass



Photometrics (Photometrics report(s) available at the end of the document)

optics: 16°-35° / Standard

• **Optics @ 16°**



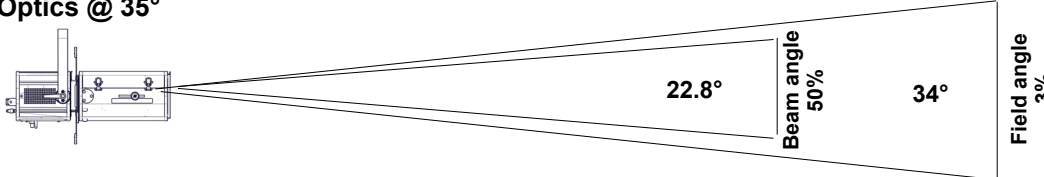
Beam intensity
149 200 cd

Field lumens
6 300 lm

Efficacy
48 lm/W

Distance	5 m	10 m	15 m	20 m	25 m	30 m
Diameter	1.4 m	2.9 m	4.3 m	5.8 m	7.2 m	8.6 m
Illumination	6 000 lux	1 500 lux	670 lux	380 lux	240 lux	170 lux
Distance	15 ft	35 ft	50 ft	65 ft	80 ft	100 ft
Diameter	4.3 ft	10.1 ft	14.4 ft	18.7 ft	23.1 ft	28.8 ft
Illumination	670 fc	130 fc	60 fc	36 fc	24 fc	15 fc

• **Optics @ 35°**



Beam intensity
45 200 cd

Field lumens
6 420 lm

Efficacy
49 lm/W

Distance	5 m	10 m	15 m	20 m	25 m	30 m
Diameter	3.1 m	6.1 m	9.2 m	12.2 m	15.3 m	18.3 m
Illumination	1 850 lux	460 lux	210 lux	120 lux	75 lux	55 lux
Distance	15 ft	35 ft	50 ft	65 ft	80 ft	100 ft
Diameter	9.2 ft	21.4 ft	30.6 ft	39.7 ft	48.9 ft	61.1 ft
Illumination	210 fc	37 fc	19 fc	11 fc	8 fc	5 fc

Remote control

- **Data protocol:** USITT DMX512-A
RDM / Art-Net / sACN

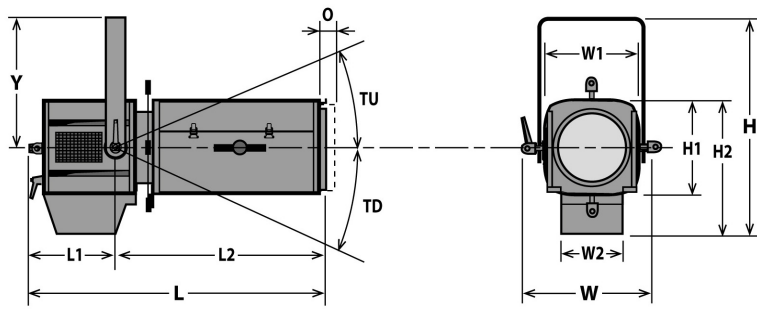
- **Data IN connector:** 5 pins XLR male + etherCON RJ45
- **Data OUT connector** 5 pins XLR female



• **DMX chart:**

Mode 1 (1 channels)	Mode 2 (2 channels)	Mode 3 (5 channels)	Mode 4 (6 channels)
Dimmer	Dimmer Dimmer fine	Dimmer Strobe duration Strobe speed Response time Control mode	Dimmer Dimmer fine Strobe duration Strobe speed Response time Control mode

Dimensions and weight



Weight: 13.6 kg (29.9 lbs)

Height	Length	Width	Yoke	Tilt	Option
H= 473 mm (18.6 in)	L= 696 mm (27.4 in)	W= 330 mm (13 in)	Y= 280 mm (11 in)	TU= 63°	O= 25 mm (1 in)
H1= 208 mm (8.2 in)	L1= 240 mm (9.4 in)	W1= 208 mm (8.2 in)		TD= 90°	
H2= 294 mm (11.6 in)	L2= 456 mm (18 in)	W2= 136 mm (5.4 in)			

Shipping

- **Weight :** 16.6 kg (36.5 lbs)
- **Volume :** .13 m³ (4.59 ft³)

Installation

- **Minimum distance to illuminated surface:** 0.8 m (2.6 ft)
- **Operating position:**



Construction

- **Housing:** Steel sheet - Aluminium
- **Colour:** Black
- **Cooling:** Low noise variable fan
- **Maximum ambient temperature (Ta):** 40°C (104°F)
- **Maximum case temperature (Tc):** 52°C (125.6°F)
- **Total heat dissipation:** 444 BTU/h
- **Ingress Protection (IP) rating:** IP20

Electrical compatibility

- 220/230 V - 50 Hz
- 245 V - 50 Hz
- 110/120 V - 60 Hz
- 208 V - 60 Hz
- 220/230 V - 60 Hz
- 100 V - 50 Hz
- 100 V - 60 Hz
- Selector: automatic detection

Power input



- **Type:** removable power cord with compatible powerCON® TRUE1 connector (included)
- **Cable:** H07RNF 3G1.5
- **Length:** 3 m (9.8 ft)
- **Power connector:** CEE 7/7 (2P+E NF/Schuko)

Power consumption

Voltage	Frequency	Current	Power	Power factor
230 V	50 Hz	0.7 A	130 W	0.81
120 V	60 Hz	1.15 A	135 W	0.98
100 V	60 Hz	1.4 A	135 W	0.96

Power Supply Unit

- **PSU:** Internal - Electronic PSU - Flicker free with PFC
- **Control:** / DMX
- **Protection:** Mains: 2x 6.3A 5x20 T fuses /
- **Power thru:** compatible powerCON® TRUE1 - Maximum of 22 units (230 V) / 12 units (120 V)

Approvals



Warranty

- **Fixture: 3 years - Source: 5 years**
See General Sales Condition on website







Acoustics

- **Noise level:** < 22,8 dB(A)











Model



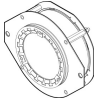



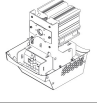
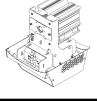
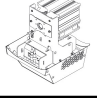





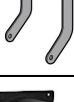



654SX WW	LED 115 W Profile spot - 654SX WW Sully - Warm White - 16/35°
-----------------	---






Options

CAV600E	Double slot front cassette for 185x185mm accessories	
CAV600	Double slot front cassette for 180x180mm accessories	
APH 68LEDM	Double-condenser set for Led profile	
PCP1716A	16A blue 2P+E 6h IEC60309 power connector	
FCD600PV	Angled yoke	
DISP2	Display and keyboard for local setup	

Accessories

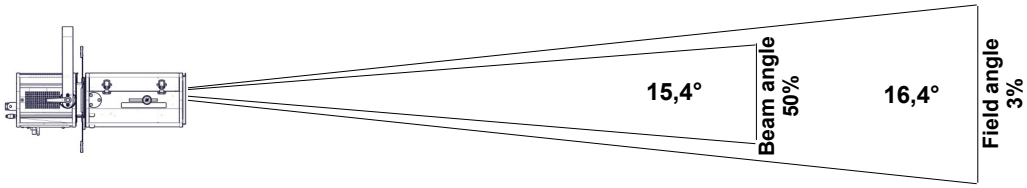
D8	Shutter for SX series 4 included	
PF500M2	180x180mm metal filter holder 1 included	
SGUX	Universal "A" size gobo-holder (metal, glass, frosted glass) 1 included	
Fusion/RJ	Madrix Radar (RDM monitoring): Fusion RJ licence - access to all RDM parameters of RJ fixtures 1 included	
IWSX755	Drop-in iris (monoplane) with holder - Weight: 0.26 Kg	
D8	Shutter for SX series	
PF600M2	185x185mm metal filter holder	
G500	180x180mm safety grid	
CAV600A	Double slot front cassette for 180x180mm accessories - Weight: 0.43 Kg	
CAV600AE	Double slot front cassette for 185x185mm accessories - Weight: 0.45 Kg	

RPF613	180x180mm front extension cassette for 215x215mm accessories without fan (recommended for dark colours on 613SX/663SX) - Weight: 1.5 Kg	
RPF613E	180x180mm front extension cassette for 245x245mm accessories without fan (recommended for dark colours on 613SX/663SX)	
APH 68LED	Double-condenser set for Led profile - Weight: 0.58 Kg	
LPCAR-X4	Ø152mm Plano-convex lens with anti-reflective coating for 6X4SX profile - Weight: 0.57 Kg	
T/600SX	Lamp compartment for 1000/1200W tungsten GX9,5 lamps - 3 meter power cable with CEE 7/7 (2P+T NF/SCHUKO) connector - Weight: 1.36 Kg	
T/650DNSX4C	SULLY 200W LED compartment with display and network - 4 colours - 3 meter power cable with CEE 7/7 (2P+T NF/SCHUKO) connector - Weight: 2.88 Kg	
T/650DSX4C	SULLY 200W LED compartment with display - 4 colours - 3 meter power cable with CEE 7/7 (2P+T NF/SCHUKO) connector - Weight: 2.88 Kg	
T/650DSXCW	SULLY 115W LED compartment with display - Cool White - 3 meter power cable with CEE 7/7 (2P+T NF/SCHUKO) connector - Weight: 2.33 Kg	
T/650DSXWW	SULLY 115W LED compartment with display - Warm White - 3 meter power cable with CEE 7/7 (2P+T NF/SCHUKO) connector - Weight: 2.33 Kg	
T/650SXCW	SULLY 115W LED compartment - Cool White - 3 meter power cable with CEE 7/7 (2P+T NF/SCHUKO) connector - Weight: 2.27 Kg	
FO120C-1	120x120mm 1° frost optical filter	
FO120C-10	120x120mm 10° frost optical filter	
FO120C-2	120x120mm 2° frost optical filter	
FO120C-5	120x120mm 5° frost optical filter	
VD120	120x120mm frosted glass	
FCD600	Angled yoke	
TH600	180x180mm "Top hat" (without safety cable) - ø150mm / 150mm long	
DMXcat	Bluetooth DMX/RDM Multifunction test tool - City Theatrical DMXcat®	
Fusion/L	Madrix Radar (RDM monitoring): Fusion Large licence - up to 4096 non-RJ RDM fixtures - USB dongle included	

Fusion/M	Madrix Radar (RDM monitoring): Fusion Medium licence - up to 512 non-RJ RDM fixtures - USB dongle included	
Fusion/S	Madrix Radar (RDM monitoring): Fusion Small licence - up to 64 non-RJ RDM fixtures - USB dongle included	
876	Hook clamp 40x10mm with 28mm M10 screw for Ø35 to 50mm pipes - SWL: 50Kg - Weight: 1.25 Kg	
880	Hook clamp 40x10mm with 28mm M10 screw for Ø50 to 63mm pipes - SWL: 50Kg - Weight: 1.36 Kg	
CS2	Safety cable Ø3 mm L= 600mm - SWL: 75 Kg	

• Optics @ 16°

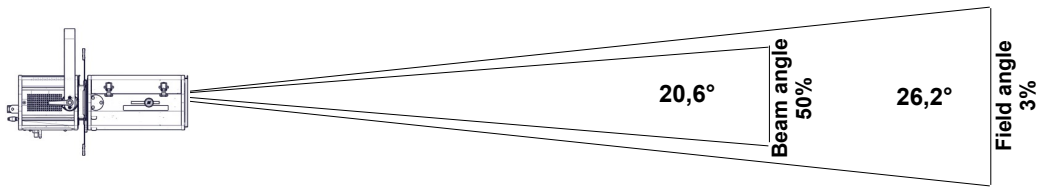
Field lumens	Beam lumens	Efficacy	Beam intensity	CCT	Delta uv
6 300 Lm	5 620 Lm	48 Lm/W	149 200 Cd	3 010 K	0.002



Distance	5 m	10 m	15 m	20 m	25 m	30 m
Field diameter	1,4 m	2,9 m	4,3 m	5,8 m	7,2 m	8,6 m
Illumination	6 000 lux	1 500 lux	670 lux	380 lux	240 lux	170 lux
Distance	15 ft	35 ft	50 ft	65 ft	80 ft	100 ft
Field diameter	4,3 ft	10,1 ft	14,4 ft	18,7 ft	23,1 ft	28,8 ft
Illumination	670 fc	130 fc	60 fc	36 fc	24 fc	15 fc

• Optics @ 26°

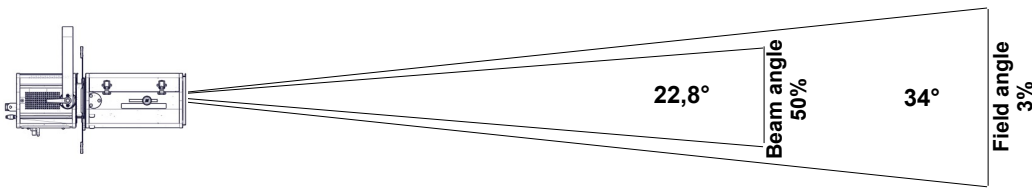
Field lumens	Beam lumens	Efficacy	Beam intensity	CCT	Delta uv
6 330 Lm	5 900 Lm	48 Lm/W	63 100 Cd	3 050 K	0.002



Distance	5 m	10 m	15 m	20 m	25 m	30 m
Field diameter	2,3 m	4,7 m	7 m	9,3 m	11,6 m	14 m
Illumination	2 550 lux	640 lux	290 lux	160 lux	110 lux	75 lux
Distance	15 ft	35 ft	50 ft	65 ft	80 ft	100 ft
Field diameter	7 ft	16,3 ft	23,3 ft	30,3 ft	37,2 ft	46,5 ft
Illumination	290 fc	55 fc	26 fc	15 fc	10 fc	7 fc

• Optics @ 35°

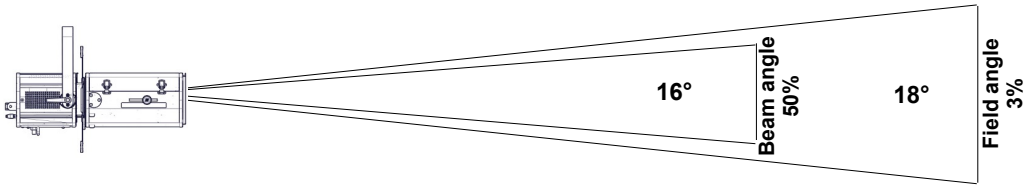
Field lumens	Beam lumens	Efficacy	Beam intensity	CCT	Delta uv
6 420 Lm	6 130 Lm	49 Lm/W	45 200 Cd	3 030 K	0.0018



Distance	5 m	10 m	15 m	20 m	25 m	30 m
Field diameter	3,1 m	6,1 m	9,2 m	12,2 m	15,3 m	18,3 m
Illumination	1 850 lux	460 lux	210 lux	120 lux	75 lux	55 lux
Distance	15 ft	35 ft	50 ft	65 ft	80 ft	100 ft
Field diameter	9,2 ft	21,4 ft	30,6 ft	39,7 ft	48,9 ft	61,1 ft
Illumination	210 fc	37 fc	19 fc	11 fc	8 fc	5 fc

• Optics @ 16°

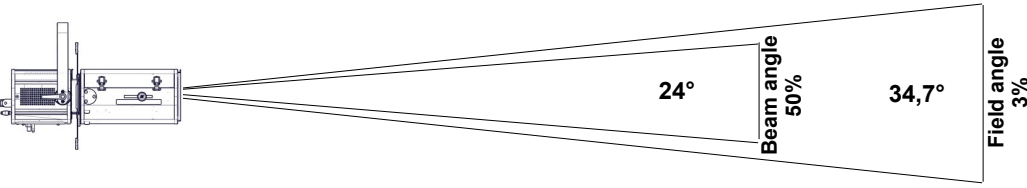
Field lumens	Beam lumens	Efficacy	Beam intensity	CCT	Delta uv
7 210 Lm			161 100 Cd	3 090 K	



Distance	5 m	10 m	15 m	20 m	25 m	30 m
Field diameter	1,6 m	3,2 m	4,8 m	6,3 m	7,9 m	9,5 m
Illumination	6 500 lux	1 650 lux	720 lux	410 lux	260 lux	180 lux
Distance	15 ft	35 ft	50 ft	65 ft	80 ft	100 ft
Field diameter	4,8 ft	11,1 ft	15,8 ft	20,6 ft	25,3 ft	31,7 ft
Illumination	720 fc	140 fc	65 fc	39 fc	26 fc	17 fc

• Optics @ 35°

Field lumens	Beam lumens	Efficacy	Beam intensity	CCT	Delta uv
7 220 Lm			71 200 Cd	3 060 K	

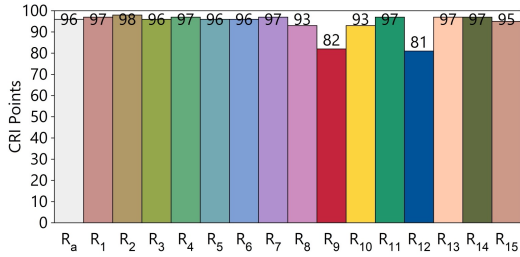


Distance	5 m	10 m	15 m	20 m	25 m	30 m
Field diameter	3,1 m	6,2 m	9,4 m	12,5 m	15,6 m	18,7 m
Illumination	2 850 lux	720 lux	320 lux	180 lux	120 lux	80 lux
Distance	15 ft	35 ft	50 ft	65 ft	80 ft	100 ft
Field diameter	9,4 ft	21,9 ft	31,2 ft	40,6 ft	50 ft	62,5 ft
Illumination	320 fc	60 fc	29 fc	17 fc	12 fc	8 fc

Light quality report

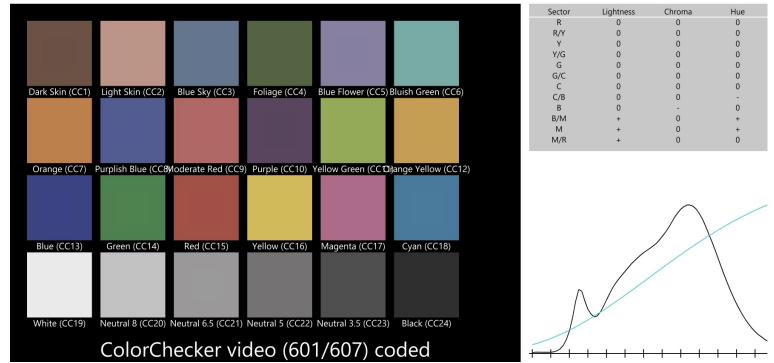
CCT	DeltaUV	CRI Ra	CRI R9	CQS Qa	TM30-18 Rf	TM30-18 Rg	TLCI	SSI [P2995]
3 000K	0.0015	96	82	96	93	99	97	86

CRI - CIE Colour Rendering Index

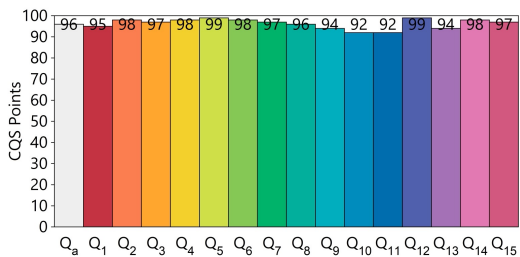


TLCI - Television Lighting Consistency Index

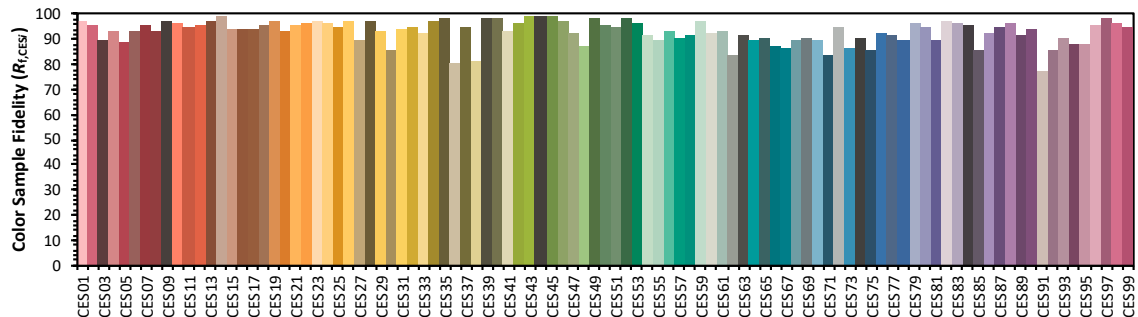
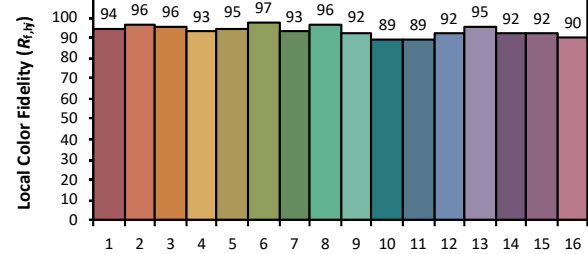
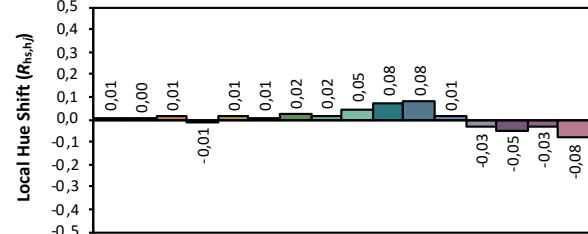
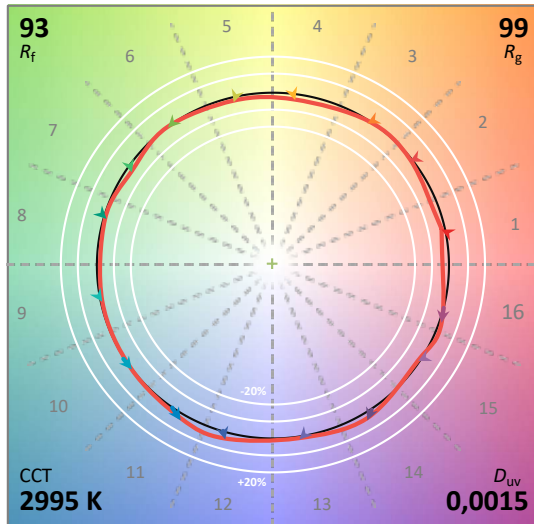
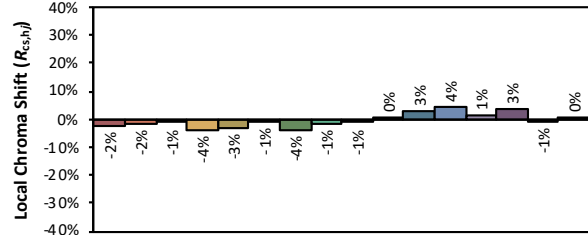
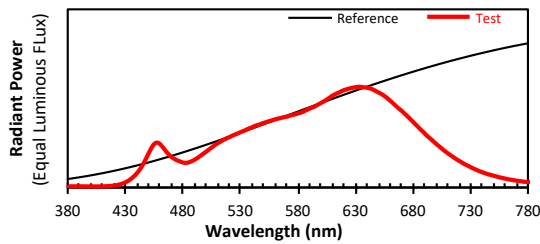
Test : CCT = P2995 (+0.3)
 TLCI-2012 : 97 (P2995)



CQS - NIST Colour Quality Scale



ANSI/IES TM-30-18 Colour Rendition Report



Colours are for visual orientation purposes only. Created with the IES TM-30-18 Calculator Version 2.00