

TIBO - 533CW

500 - LED 75 W



- **Type:** Profile spot
- **Source:** LED 75 W
- **Optics:** 30° to 45° zoom
15° to 35° configuration possible
- **Colour temperature:** Cool White

Profile spot

Brighter and Smaller

TIBO is a compact and lightweight LED profile. It combines all the features and functions of a standard Robert Juliat lantern profile with an LED lightsource, ensuring a low power consumption whilst maintaining projection quality. It features an outstanding unique optical design that allows two different zoom ranges (15°-35° and 30°-45°) in one single unit. TIBO fits aesthetically into any application, from architectural to event applications as well as traditional entertainment lighting.

Features

- **Shutter gate:** 4 shutters. Remove shutters for easy maintenance or tuck fully inside gate for secure transport
- **User-friendly shutter-lock system:** secures shutters' setting in any circumstances
- **Universal gobo holder:** m-size plastic, glass and metal gobos
- **Continuous 360° rotation of the fixture:** adjustment of the projected image is always possible
- **Adjustable response time:** choice of fast or slow dimming for tungsten-like simulation
- **DMX:** 8 or 16 bit dimming and strobe function
- **Local setup:** dMX address and mode, dimming curve and response time through 4-button display with automatic light switch-off
- **Control:** local, DMX, wireless DMX (option)
- **Tilt reference on hanging yoke:** index for rapid re-positioning

Optical

- **Very long-life lamp source:** 50 000 hours - Lumen maintenance greater than 70% after 50 000 hours
- **Efficient fixture:** up to 45 lm/W
- **Coated double condenser optical system:** ensures optimal light transmission
- **Variable zoom optics:** sharp focus at every beam angle. Independent control of image size and focus. Focus handles on both sides
- **Two different zoom ranges in one single unit:** 30/45° or 15/35° by adding/removing one lens - save on material costs and storage of separate lens tubes
- **Electronic dimmer:** dimming without clipping or cut-out at low intensity levels; high quality smoothing
- **No colour shift:** colour temperature remains the same when dimming

Construction

- **Made in France :** fully manufactured in Robert Juliat premises retaining complete control over all aspects of quality
- **Power connectors:** neutriK® powerCON TRUE1 TOP IN and OUT connectors for daisy chaining
- **Separate electronic flicker-free PSU:** can be separate or on yoke
- **Silent-running cooling fans:** ideal for TV studios and opera houses
- **Electronic thermal management system:** ensures maximum performance of the system without any risk of overheating
- **Bodywork:** die cast aluminium housing
- **Captive knobs and handles:** additional security when working at height or in transit
- **Spare parts and accessories:** uniform across the tungsten, LED or HID TIBO range, reducing running costs
- **Easy access to lens tube without tool:** easy cleaning of zoom lenses

Picture:533

DSEN176_533CW - 24/02/2021

Robert Juliat reserves the right to change or alter any of the items detailed on this page, to increase or improve manufacturing techniques without prior notice.

Robert Juliat S.A.S., 32 rue de Beaumont, 60530 Fresnoy-en-Thelle - France
Telephone : +33 (0)3 44 26 51 89 - fax : +33 (0)3 44 26 90 79 - info@robertjuliat.fr
www.robertjuliat.com



ROBERT JULIAT

Source



- **Lamp type:** LED
- **Power:** 75 W

LED specifications	Power *	Lumen output*	Colour temperature*	Life*	CRI* (min)
Tibo 75W CW (Robert Juliat)	75 W	6 000 lm	6500K	50 000 h	82

(*) manufacturer's data

Optics

Characteristics

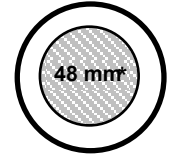
- **Type:** Zoom
- **Beam range:** 30° to 45°
15° to 35° configuration possible
- **Focal length:** 68 - 105 mm

Gel filter

- **Shape:** Square
- **Standard size:** 138x138 mm (5.4x5.4 in)

Gobo

- **Size:** M
- **Material:** Metal
Glass
Plastic

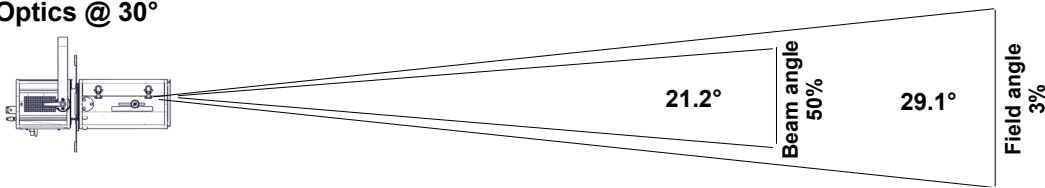


66 mm
*Maximum image size

Photometrics (Photometrics report(s) available at the end of the document)

with Tibo 75W CW (Robert Juliat) source

• Optics @ 30°



Distance	3 m	5 m	7 m	10 m	12 m	15 m
Diameter	1.6 m	2.6 m	3.6 m	5.2 m	6.2 m	7.8 m
Illumination	3 500 lux	1 250 lux	640 lux	320 lux	220 lux	140 lux
Distance	10 ft	15 ft	25 ft	35 ft	40 ft	50 ft
Diameter	5.2 ft	7.8 ft	13 ft	18.2 ft	20.8 ft	26 ft
Illumination	320 fc	140 fc	50 fc	26 fc	20 fc	13 fc

Beam intensity
31 100 cd

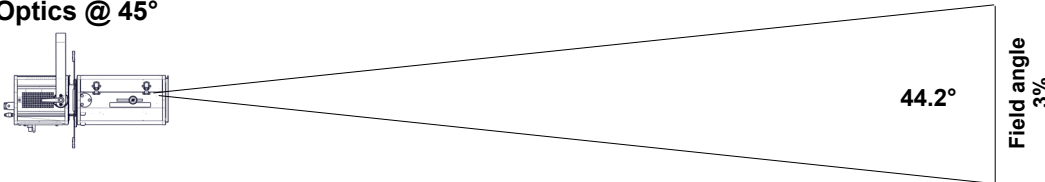
Field lumens
3 610 lm

Efficacy
45 lm/W

CCT
6 820 K

CRI
87

• Optics @ 45°



Distance	3 m	5 m	7 m	10 m	12 m	15 m
Diameter	2.4 m	4.1 m	5.7 m	8.1 m	9.7 m	12.2 m
Illumination	1 750 lux	630 lux	320 lux	160 lux	110 lux	70 lux
Distance	10 ft	15 ft	25 ft	35 ft	40 ft	50 ft
Diameter	8.1 ft	12.2 ft	20.3 ft	28.4 ft	32.5 ft	40.6 ft
Illumination	160 fc	70 fc	25 fc	13 fc	10 fc	7 fc

Beam intensity
15 600 cd

CCT
6 820 K

Remote control

- **Data protocol:** USITT DMX512-A
RDM

- **Data IN connector:** 5 pins XLR male
- **Data OUT connector:** 5 pins XLR femelle



• DMX chart:

Mode 1 (1 channels)

Dimmer

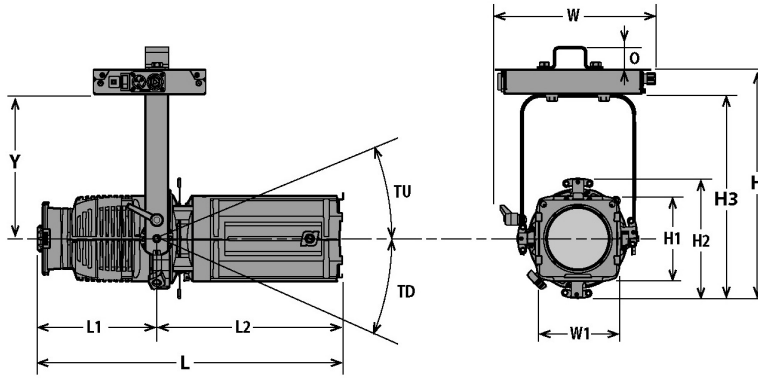
Mode 2 (4 channels)

Dimmer
Dimmer fine
-
Strobe

Mode 3 (5 channels)

Dimmer
Dimmer fine
-
Strobe
Dimmer master

Dimensions and weight



Weight: 9.8 kg (21.6 lbs)
with PSU

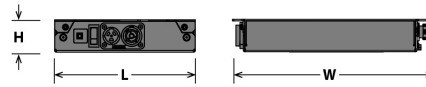
Height	Length	Width	Yoke	Tilt	Option
H= 407 mm (16 in)	L= 526 mm (20.7 in)	W= 289 mm (11.4 in)	Y= 245 mm (9.6 in)	TU= 55°	O= 30 mm (1,2 in)
H1= 150 mm (5.9 in)	L1= 200 mm (7.9 in)	W1= 150 mm (5.9 in)		TD= 90°	
H2= 226 mm (8.9 in)	L2= 326 mm (12.8 in)				
H3= 363 mm (14.3 in)					

Shipping

• **Weight :** 12 kg (26.4 lbs)

• **Volume :** .05 m³ (1.77 ft³)

PSU



Width: W= 271 mm (10.7 in)

Height: H= 44 mm (1.7 in)

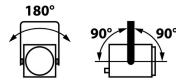
Length: L= 195 mm (7.7 in)

Weight: 2.2 Kg (4.8 lbs)

Installation

• **Minimum distance to illuminated surface:** 0.7 m (2.3 ft)

• **Operating position:**



Warranty

• **Fixture: 3 years - Source: 5 years**
See General Sales Condition on website

Approvals



Construction

- **Housing:** Die cast aluminium
- **Colour:** Black
- **Cooling:** Low noise variable fan
- **Maximum ambient temperature (Ta):** 40°C (104°F)
- **Maximum case temperature (Tc):** 60°C (140°F)
- **Total heat dissipation:** 324 BTU/h
- **Protection rating:** 20

- **PSU housing:** Steel sheet - Aluminium
- **PSU colour:** Black
- **PSU cooling:** Convection cooling
- **PSU maximum ambient temperature (Ta):** 40°C (104°F)
- **PSU maximum case temperature (Tc):** 50°C (122°F)

Electrical compatibility

- 220/230 V - 50 Hz
- 245 V - 50 Hz
- 110/120 V - 60 Hz
- 208 V - 60 Hz
- 220/230 V - 60 Hz
- 100 V - 50 Hz
- 100 V - 60 Hz
- Selector: automatic detection

Power input



- **Type:** removable power cord with Neutrik powerCON TRUE1 TOP connector (included)
- **Cable:** H07RNF 3G1.5
- **Length:** 3 m (9.8 ft)
- **Power connector:** CEE 7/7 (2P+E NF/Schuko)

Power consumption

Voltage	Frequency	Current	Power	Power factor
230 V	50 Hz	0.42 A	95 W	98
120 V	60 Hz	0.8 A	95 W	98
100 V	60 Hz	0.95 A	95 W	94

Power Supply Unit






- **PSU:** On yoke - Electronic PSU - Flicker free with PFC
- **Lighting unit / PSU cable:** Cable attached to unit - length: 1,5 m (4,9 ft)
Type: 3M ref. 3696 with 12 pins M16 locking connector
- **Maximum distance between lighting unit and PSU:** 5 m (16 ft)
- **Control:** Local / DMX
- **Protection:** Mains: 4A 1P1D breaker - UL /
- **Power thru:** Neutrik powerCON TRUE1 TOP - Maximum of 35 units (230 V) / 20 units (120 V)








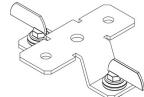

Model

533CW	LED 75 W Profile spot - 533CW Tibo - Cool White - 30/45°
--------------	--

Options

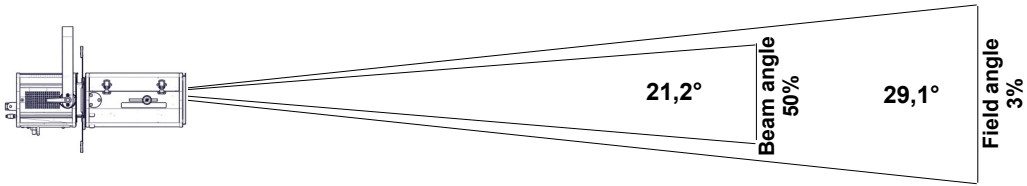
PCP1716A	16A blue 2P+E 6h IEC60309 power connector	
T-RAL9010	White housing (RAL 9010)	
W-DMX/T	W-DMX wireless DMX	

Accessories

D4	Shutter for Tibo series 4 included	
PF100M	135x135mm metal filter holder 1 included	
IS500	Drop-in iris (monoplane) with holder	
EXT/TiboFW	12 pins Tibo LED white extension cable - length = 3.5m (138")	
SGUT	Universal "M" size gobo-holder (metal, glass, frosted glass)	
DMXcat	Bluetooth DMX/RDM Multifunction test tool - City Theatrical DMXcat®	
872	Doughty "Twenty clamp" with M10 screw/nut for Ø48 to 51mm pipes - SWL: 20Kg - TÜV approved - Poids: 0.25 Kg	
878	Hook clamp 25x6mm with 23mm M10 screw for Ø35 to 50mm pipes - SWL: 11Kg - Poids: 0.46 Kg	
OmegaT2	Omega bracket with quarter turn bolt sets for PSU - Poids: 0.42 Kg	
CS2	Safety cable Ø3 mm L= 600mm - SWL: 75 Kg	

• Optics @ 30°

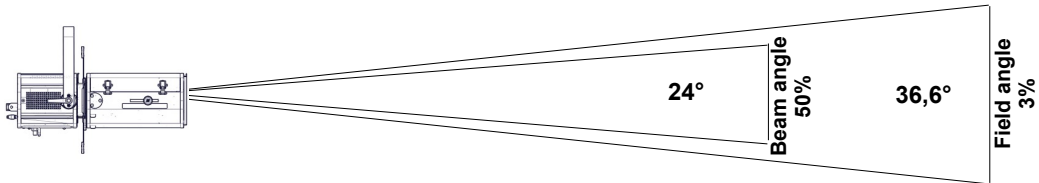
Field lumens	Beam lumens	Efficacy	Beam intensity	CCT	Delta uv
3 610 Lm		45 Lm/W	31 100 Cd	6 820 K	



Distance	3 m	5 m	7 m	10 m	12 m	15 m
Field diameter	1,6 m	2,6 m	3,6 m	5,2 m	6,2 m	7,8 m
Illumination	3 500 lux	1 250 lux	640 lux	320 lux	220 lux	140 lux
Distance	10 ft	15 ft	25 ft	35 ft	40 ft	50 ft
Field diameter	5,2 ft	7,8 ft	13 ft	18,2 ft	20,8 ft	26 ft
Illumination	320 fc	140 fc	50 fc	26 fc	20 fc	13 fc

• Optics @ 37°

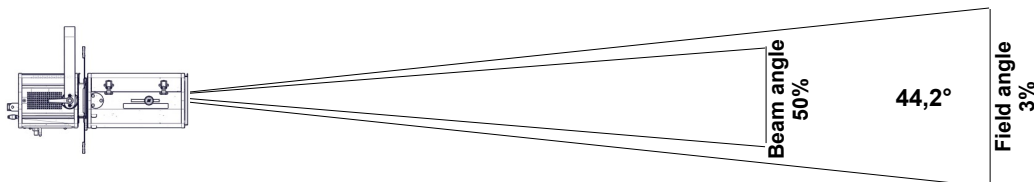
Field lumens	Beam lumens	Efficacy	Beam intensity	CCT	Delta uv
3 630 Lm		45 Lm/W	21 200 Cd	6 730 K	



Distance	3 m	5 m	7 m	10 m	12 m	15 m
Field diameter	2 m	3,3 m	4,6 m	6,6 m	7,9 m	9,9 m
Illumination	2 400 lux	850 lux	440 lux	220 lux	150 lux	95 lux
Distance	10 ft	15 ft	25 ft	35 ft	40 ft	50 ft
Field diameter	6,6 ft	9,9 ft	16,5 ft	23,2 ft	26,5 ft	33,1 ft
Illumination	220 fc	95 fc	34 fc	18 fc	14 fc	9 fc

• Optics @ 45°

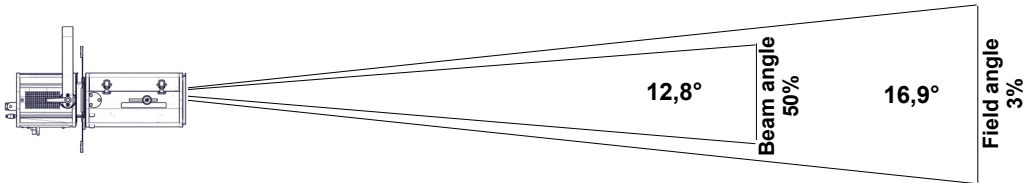
Field lumens	Beam lumens	Efficacy	Beam intensity	CCT	Delta uv
			15 600 Cd	6 820 K	



Distance	3 m	5 m	7 m	10 m	12 m	15 m
Field diameter	2,4 m	4,1 m	5,7 m	8,1 m	9,7 m	12,2 m
Illumination	1 750 lux	630 lux	320 lux	160 lux	110 lux	70 lux
Distance	10 ft	15 ft	25 ft	35 ft	40 ft	50 ft
Field diameter	8,1 ft	12,2 ft	20,3 ft	28,4 ft	32,5 ft	40,6 ft
Illumination	160 fc	70 fc	25 fc	13 fc	10 fc	7 fc

• Optics @ 15°

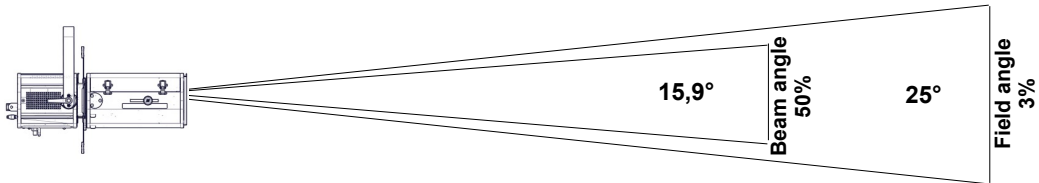
Field lumens	Beam lumens	Efficacy	Beam intensity	CCT	Delta uv
3 560 Lm		44 Lm/W	91 800 Cd	6 840 K	



Distance	3 m	5 m	7 m	10 m	12 m	15 m
Field diameter	0,9 m	1,5 m	2,1 m	3 m	3,6 m	4,5 m
Illumination	10 500 lux	3 700 lux	1 900 lux	920 lux	640 lux	410 lux
Distance	10 ft	15 ft	25 ft	35 ft	40 ft	50 ft
Field diameter	3 ft	4,5 ft	7,4 ft	10,4 ft	11,9 ft	14,9 ft
Illumination	920 fc	410 fc	150 fc	75 fc	60 fc	37 fc

• Optics @ 25°

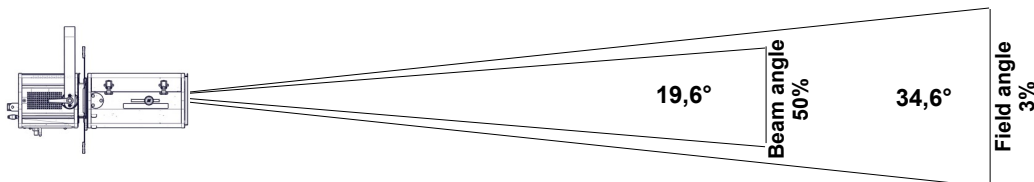
Field lumens	Beam lumens	Efficacy	Beam intensity	CCT	Delta uv
3 490 Lm		44 Lm/W	46 300 Cd	6 760 K	



Distance	3 m	5 m	7 m	10 m	12 m	15 m
Field diameter	1,3 m	2,2 m	3,1 m	4,4 m	5,3 m	6,7 m
Illumination	5 200 lux	1 900 lux	950 lux	470 lux	330 lux	210 lux
Distance	10 ft	15 ft	25 ft	35 ft	40 ft	50 ft
Field diameter	4,4 ft	6,7 ft	11,1 ft	15,5 ft	17,7 ft	22,2 ft
Illumination	470 fc	210 fc	75 fc	38 fc	29 fc	19 fc

• Optics @ 35°

Field lumens	Beam lumens	Efficacy	Beam intensity	CCT	Delta uv
3 660 Lm		46 Lm/W	28 000 Cd	6 730 K	



Distance	3 m	5 m	7 m	10 m	12 m	15 m
Field diameter	1,9 m	3,1 m	4,4 m	6,2 m	7,5 m	9,3 m
Illumination	3 150 lux	1 150 lux	580 lux	290 lux	200 lux	130 lux
Distance	10 ft	15 ft	25 ft	35 ft	40 ft	50 ft
Field diameter	6,2 ft	9,3 ft	15,6 ft	21,8 ft	24,9 ft	31,1 ft
Illumination	290 fc	130 fc	45 fc	23 fc	18 fc	12 fc