

# ARAMIS - 1013+

GRAND - 2500 W HMI



- **Type:** Followspot
- **Source:** 2500 W HMI
- **PSU:** Magnetic - hot restrike
- **Optics:** 4.5° to 8° zoom

Followspot

## Made for touring

Suited to the long throws of large venues, Aramis is the favoured followspot for opera houses, musicals, concerts indoors and out. Constructed to withstand the rigours of touring, its colour changer options mean it can be tailored to suit available space.

### Features

- **Fully closing iris cassette:** removable for fast, easy replacement; protective backplate for extended lifespan
- **Gobo holder:** glass and metal gobos
- **Smooth dimmer shutter:** retains flat beam and colour temperature when dimming
- **Frost filter:** on flip lever for quick soft-edge beam effect
- **Horizontal chopper (optional):** for masking control in TV studios and wide stages
- **Individually removable colour frame:** gels replaced easily while colour cassette remains in place
- **Colour changer:** 6-way, self-cancelling boomerang colour-changer
- **Fast-locking focus handle:** for quick and easy change of beam size
- **Easy focus reference:** graduated scale on side of the unit; fast and easy refocusing
- **Adjustable yoke:** for optimum overhead positioning
- **Easy-to-balance counterweight:** steady movement, even at long distances
- **Stand:** perfectly weighted for maximum stability with smooth rotation for optimum performance. Easy set up; triple safety system for extra security

### Optical

- **Safe lamp:** no risk of explosion and no protective clothing necessary
- **Factory set optical train:** travels safely within followspot and requires no time-consuming realignment on arrival. Uniform beam on all followspots of same type
- **Quartz condenser lens:** for dazzling light output and perfectly even beam
- **Gobo :** long distance gobo projection
- **Variable zoom optics:** sharp focus at every beam angle. Independent control of image size and focus.

### Construction

- **Made in France :** fully manufactured in Robert Juliat premises retaining complete control over all aspects of quality
- **Separate PSU:** compact for easy handling and rapid maintenance
- **Cooling:** highly efficient multi-zone cooling of lamp house and oversized lamp holder heat-sinks for maximum reliability and durability
- **Bodywork:** strong sheet metal construction for durability
- **Ergonomic wrap-around handle:** comfort, safety and practicality from all operating positions
- **Moving parts:** smooth at all times, even when hot
- **Captive knobs and handles:** additional security when working at height or in transit
- **Easy access to all parts:** easy cleaning, re-lamping and maintenance
- **Removable assemblies:** fast-plug cable connectors and complete component assemblies (mirror, condenser set and lamp house assembly) save maintenance and cleaning time
- **Safety:** safety switch for secure access to the lamp

Picture: 1013+

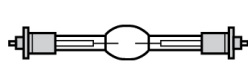
DSEN130\_1013+ - 08/11/2024

Robert Juliat reserves the right to change or alter any of the items detailed on this page, to increase or improve manufacturing techniques without prior notice.

Robert Juliat S.A.S., 32 rue de Beaumont, 60530 Fresnoy-en-Thelle - France  
Telephone : +33 (0)3 44 26 51 89 - info@robertjuliat.fr - www.robertjuliat.com

  
ROBERT JULIAT

Source



- **Lamp type:** Discharge
- **Power:** 2500 W
- **Socket:** SFa 21
- **Hot re-strike:** yes

Admissible lamps	Power *	Lumen output*	Colour temperature*	Life*	CRI* (min)
HMI 2500W/S XS (Osram)	2 500 W	240 000 lm	6000K	500 h	90

(\*) manufacturer's data

Optics

Characteristics

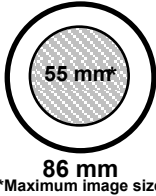
- **Type:** Zoom
- **Range:** 4.5° to 8° (Field angle)
- **Focal length:** 393 - 700 mm

Gel filter

- **Shape:** Circle
- **Standard size:** 270 mm (10.6 in)

Gobo

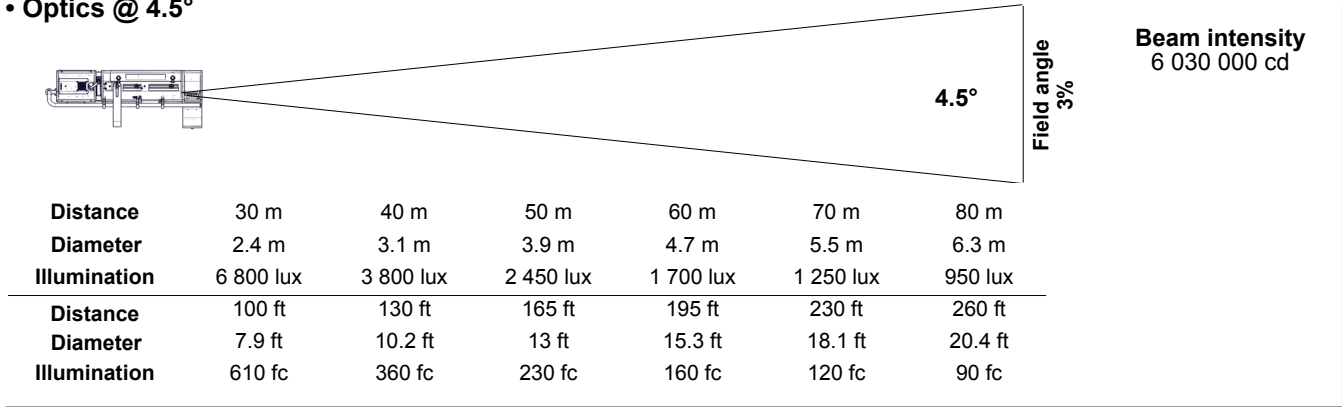
- **Size:** B
- **Material:** Metal  
Glass



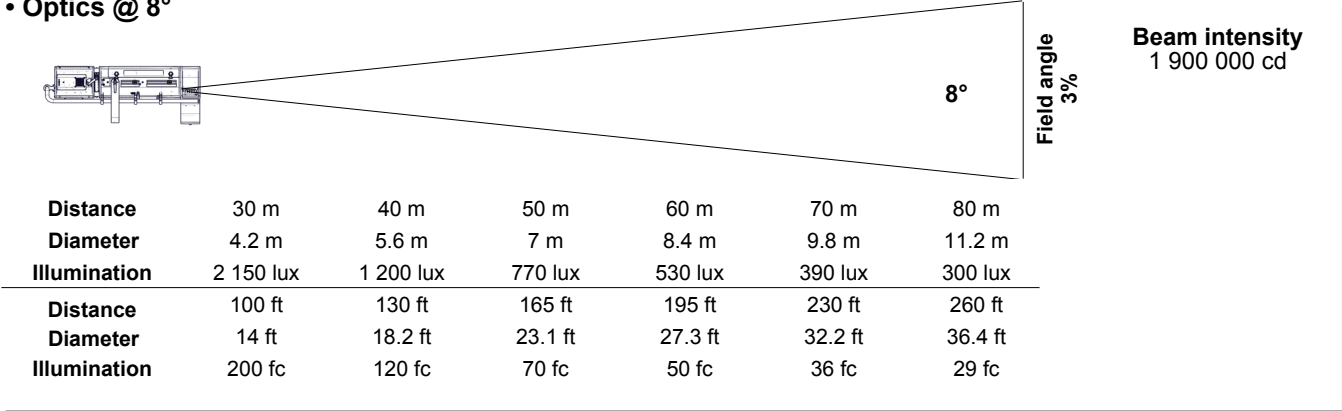
Photometrics

optics: 4,5°-8° / Standard / HMI 2500W/S XS (Osram)

• Optics @ 4.5°

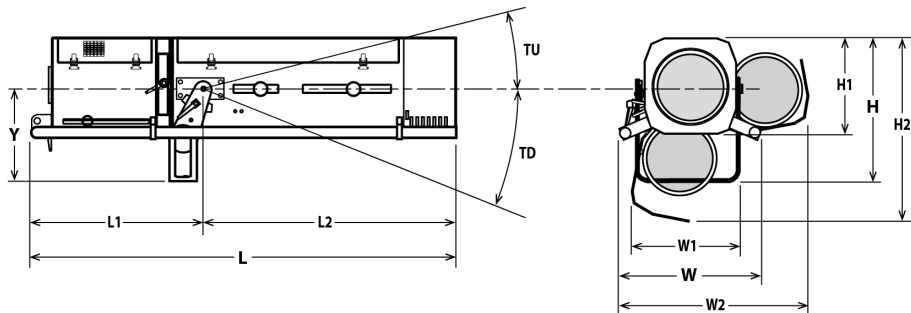


• Optics @ 8°



Dimensions and weight

Unit



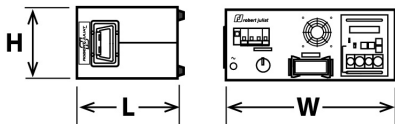
Weight: 59 kg (129.8 lbs)

Height	Length	Width	Yoke	Tilt
H= 505 mm (19.9 in)	L= 1490 mm (58.7 in)	W= 550 mm (21.7 in)	Y= 350 mm (13.8 in)	TU= 35°
H1= 320 mm (12.6 in)	L1= 640 mm (25.2 in)	W1= 300 mm (11.8 in)		TD= 42°
H3= TBD mm (0 in)	L2= 850 mm (33.5 in)	W2= 700 mm (27.6 in)		

Shipping

- Weight : 144 kg (316.8 lbs)
- Volume : 1.11 m³ (39.02 ft³)

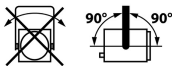
PSU



- Width: W= 450 mm (17.7 in)
- Height: H= 185 mm (7.3 in)
- Length: L= 345 mm (13.6 in)
- Weight: 31 Kg (68.2 lbs)

Installation

- Minimum distance to illuminated surface: 4.0 m (13.1 ft)
- Operating position:



Warranty

- Fixture: 2 years
- See General Sales Condition on website

Approvals



Construction

- Housing: Steel sheet - Aluminium
- Colour: Black
- Cooling: Low noise fan
- Maximum ambient temperature (Ta): 40°C (104°F)
- Maximum case temperature (Tc): 130°C (266°F)
- Total heat dissipation: 10 581 BTU/h
- Ingress Protection (IP) rating: IP20

Acoustics

- Noise level: < 52,9 dB(A)

- PSU housing: Steel sheet - Aluminium
- PSU colour: Black
- PSU cooling: Fans
- PSU maximum ambient temperature (Ta): 40°C (104°F)
- PSU maximum case temperature (Tc): 70°C (158°F)

Electrical compatibility

- 220/230 V - 50 Hz
- 245 V - 50 Hz
- 208 V - 60 Hz
- ~~220/230 V - 60 Hz~~
- ~~100 V - 50 Hz~~
- ~~100 V - 60 Hz~~
- Selector: local switch

Power input

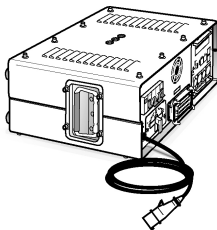


- Type: attached power cord
- Cable: HO7RNF 3G4
- Length: 3 m (9.8 ft)
- Power connector: 32A blue 2P+E 6h IEC60309 (CEE 32)

Power consumption

Voltage	Frequency	Current	Power	Power factor
230 V	50 Hz		3100 W	
208 V	60 Hz		3100 W	
245 V	50 Hz		3100 W	

Power Supply Unit






- PSU: Separate - Magnetic PSU
- Lighting unit / PSU cable: Removable cable - length: 3 m (9,8 ft)
- Type: 18G1,5 H07RNF with 16x16A+E Harting Han® connectors
- Maximum distance between lighting unit and PSU: 25 m (82 ft)
- Control: Local
- Protection: Mains: 25A 2P2D - C curve breaker / Electronic: 1A 1P1D - C curve breaker / Auxiliary: 6A 2P2D - C curve breaker

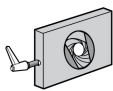

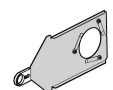
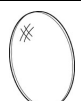



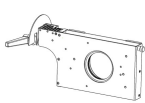





## Model





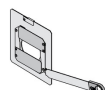





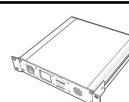


<b>1013+</b>	2500 W HMI Followspot - 1013+ Aramis - 4.5/8° - Magnetic PSU
--------------	--

## Options

<b>FRO/SMCPV</b>	Heavy duty adjustable yoke equipped with TILT SpotMe sensor (C type)	
<b>M270TM</b>	6 ways "push/pull" colour changer	
<b>FC1015</b>	Flight-case for 2.5K Grand range / GT4000 stand / P.S.U. / accessories - Dim: 2010x600x810mm - Weight: 78 Kg	

## Accessories

<b>CCU2</b>	Full closing iris cassette - Ø55mm - Weight: 1.35 Kg <b>1 included</b>	
<b>PF1013</b>	Ø270 mm metal filter holder - Weight: 0.2 Kg <b>6 included</b>	
<b>SGS</b>	Universal "B" size gobo-holder (metal, glass, frosted glass) - Weight: 0.22 Kg <b>1 included</b>	
<b>VDM85</b>	Ø85mm frosted glass with holder <b>1 included</b>	
<b>M270B</b>	6 ways "boomerang" colour changer - Weight: 4.61 Kg <b>1 included</b>	
<b>TC1013</b>	Tool case with spare parts - Weight: 2.59 Kg <b>1 included</b>	
<b>HMI 2500W/S XS</b>	HMI 2500W/S XS - Osram SFa 21 2500W 500h 6000K lamp	
<b>CCU2SM</b>	Full closing iris cassette with position sensor for SpotMe system - Ø55mm	
<b>GT4000</b>	Tripod stand with safety chain - SWL: 130 Kg - max. height: 1030 mm - Weight: 7.91 Kg	
<b>GT4000R</b>	Tripod stand with ball head rotation with security chain - SWL: 130 Kg - max. height: 1030 mm - Weight: 10 Kg	
<b>GT4000RSM</b>	Tripod stand with ball head rotation with security chain and SpotMe PAN sensor - SWL: 130 Kg - max. height: 1030 mm	
<b>GT4000S</b>	Tripod stand without safety chain - SWL: 130 Kg - max. height: 1030 mm - Weight: 8.65 Kg	
<b>JPP</b>	Monopod stand for overhead followspot - Weight: 3.6 Kg	

<b>T4000</b>	Followspot mount for Ø50mm pipe (suspension or overhead) - SWL= 100 Kg - Weight: 4.88 Kg	
<b>T4000RSM</b>	Followspot mount with ball head rotation and SpotMe PAN sensor - SWL = 100 Kg - Weight: 8.53 Kg	
<b>FCM85</b>	Ø85mm 1/2 CTO correction filter (Rosco #3408) with holder	
<b>FRO/SMCPD</b>	Heavy duty adjustable yoke equipped with TILT SpotMe sensor (C type)	
<b>G56H</b>	Ø56mm horizontal chopper - Weight: 0.2 Kg	
<b>M270T</b>	6 ways "push/pull" colour changer - Weight: 5.29 Kg	
<b>BK/E1</b>	Extra weight kit for BK1 (0,5 Kg) - Weight: 0.5 Kg	
<b>BK1</b>	Followspot balancing kit (including 1 Kg counterweights) - Weight: 2.05 Kg	
<b>Kit TELRAD</b>	Telrad followspot sight with raiser and universal mounting kit - Weight: 1.23 Kg	
<b>SDUP</b>	Followspot cue sheet holder with universal mounting kit	
<b>TCSM</b>	SpotMe calibration tool kit	
<b>Maestro</b>	Maestro server for SpotMe - rackable unit: 1U - half 19" - Weight: 1.2 Kg	
<b>SMS</b>	SpotMe server + 2 sensor cables + flight case	
<b>FC1015/S</b>	Flight-case for 2.5K Grand range / GT4000 stand / P.S.U. / accessories - Weight: 78 Kg	
<b>MLA</b>	Mini yoke (with screws) - Weight: 0.9 Kg	