

MORGANE - 1489C CW

LED COMPACT - LED 825W

Followspot



- **Type:** Followspot
- **Source:** LED 825W
- **Optics:** 13° to 24° zoom
- **Colour temperature:** Cool White
- **Standard:** 110 V North american

Compact and powerful

With its 825W LED white source, Morgane provides high output with a 13°-24° zoom range to rival the traditional Flo 1800W MSR followspots. With its compact dimension, silent operation, smooth electronic dimming and the benefits of no lamp change and powerful output, Morgane is the ideal truss spot for larger venues and full size theaters.

Features

- **Motorised fully closing iris:** makes it possible to store presets for fast cues
- **Universal adjustable gobo holder:** "A" size glass and metal gobos
- **Ergonomic dimmer control:** one-handed dim, pan and tilt
- **Local control:** light intensity and beam size (iris) adjustment through built-in potentiometers
- **Frost filter:** on flip lever for quick soft-edge beam effect
- **Horizontal chopper (optional):** for masking control in TV studios and wide stages
- **Internal glass filter holder:** long term use of durable coloured, dichroic or textured glass
- **Individually removable colour frame:** gels replaced easily while colour cassette remains in place
- **Colour changer:** 6-way, 'push/pull' colour changer system for simultaneous use of multiple filters
- **Optional Colour correction (1/2 CTO):** on flip lever for fast change
- **Remote display:** an optional second display can be connected anywhere on the unit to have simultaneous view of the stage and iris / intensity values
- **Remote controllers:** optional controllers can be connected to operate the followspot from any position (back, side...)
- **Adjustable response time:** choice of fast or slow dimming for tungsten-like simulation - adjustment by DMX protocol
- **Ethernet-DMX node:** data IN through RJ45 connector; data OUT through DMX for daisy chaining
- **Universal data control:** compatible with DMX, RDM, Art-Net, sACN protocols
- **Remote setup:** all parameters can be adjusted by RDM protocol or by web interface
- **PWM adjustment:** choice of different PWM dimming frequencies - continuous mode available
- **Advanced Ethernet node functionalities:** compatible with RDM, LLRP, Zeroconf protocols
- **Local setup:** DMX address and mode, dimming curve and response time through 4-button display with automatic light switch-off
- **Dimming parameters:** choice of square or linear dimming curves
- **DMX:** 8 or 16 bit dimming, iris, response time and strobe function
- **Easy focus reference:** graduated scale on side of the unit; fast and easy refocusing
- **Stand:** perfectly weighted for maximum stability with smooth rotation for optimum performance. Easy set up; triple safety system for extra security

Optical

- **Long life:** outstanding operational lifetime expectation, no need to replace lamps, low maintenance
- **Native high CRI LED source:** CRI > 90 - perfect for performer illumination - no need for correction filter
- **High output:** up to 27 000 lumens. Capable of matching the lumen output of MSR 1800W Flo followspot
- **Gobo :** excellent gobo projection
- **Optical quality:** smooth flat beam, no hot spot
- **Variable zoom optics:** sharp focus at every beam angle. Independent control of image size and focus.
- **Electronic dimmer:** dimming without clipping or cut-out at low intensity levels; high quality smoothing
- **No colour shift:** colour temperature remains the same when dimming

Construction

- **Made in France :** fully manufactured in Robert Juliat premises retaining complete control over all aspects of quality
- **PSU:** built-in electronic flicker-free power supply for easy, plug-and-play installation
- **Power connectors:** compatible powerCON® TRUE1 IN and OUT connectors for daisy chaining
- **Silent-running cooling fans:** ideal for TV studios and opera houses
- **Electronic thermal management system:** ensures maximum performance of the system without any risk of overheating
- **3 cooling modes available:** includes a silent mode for perfect integration in concert halls
- **Bodywork:** strong sheet metal construction for durability
- **Ergonomic wrap-around handle:** comfort, safety and practicality from all operating positions
- **Moving parts:** smooth at all times, even when hot
- **Captive knobs and handles:** additional security when working at height or in transit
- **Fine balance:** precision positioning and smooth operation even with the smallest movements
- **Easy access to all parts:** easy cleaning and maintenance

Picture:1489

DSEN437_1489C_CW - 08/04/2026

Robert Juliat reserves the right to change or alter any of the items detailed on this page, to increase or improve manufacturing techniques without prior notice.

Robert Juliat S.A.S., 32 rue de Beaumont, 60530 Fresnoy-en-Thelle - France
Telephone : +33 (0)3 44 26 51 89 - info@robertjuliat.fr - www.robertjuliat.com



ROBERT JULIAT

- Lamp type: LED
- Power: 825 W

LED specifications	Power *	Lumen output*	Colour temperature*	Life*	CRI* (min)
TCW01	825 W	56 700 lm	6500K	30 000 h	90

(*) manufacturer's data

Optics

Characteristics

- Type: Zoom
- Range: 13° to 24° (Field angle)
- Focal length: - mm

Gel filter

- Shape: Circle
- Standard size: 210 mm (8.3 in)

Gobo

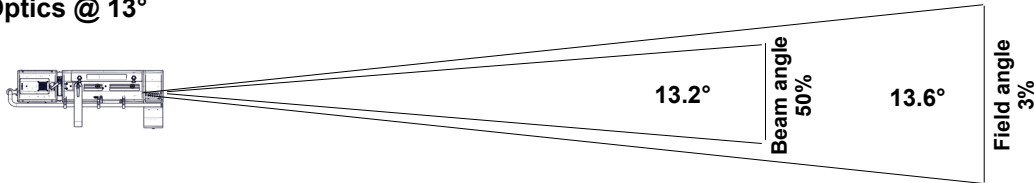
- Size: A
- Material: Metal
Glass



Photometrics (Photometrics report(s) available at the end of the document)

optics: 13°-24° / Standard

• Optics @ 13°



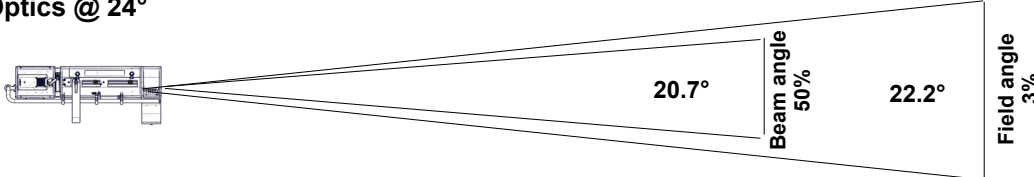
Beam intensity
864 300 cd

Field lumens
26 260 lm

Efficacy
28 lm/W

Distance	5 m	10 m	15 m	20 m	25 m	30 m
Diameter	1.2 m	2.4 m	3.6 m	4.8 m	6 m	7.2 m
Illumination	35 000 lux	8 700 lux	3 850 lux	2 200 lux	1 400 lux	970 lux
Distance	15 ft	35 ft	50 ft	65 ft	80 ft	100 ft
Diameter	3.6 ft	8.3 ft	11.9 ft	15.5 ft	19.1 ft	23.8 ft
Illumination	3 850 fc	710 fc	350 fc	210 fc	140 fc	90 fc

• Optics @ 24°



Beam intensity
335 300 cd

Field lumens
26 790 lm

Efficacy
28 lm/W

Distance	5 m	10 m	15 m	20 m	25 m	30 m
Diameter	2 m	3.9 m	5.9 m	7.8 m	9.8 m	11.8 m
Illumination	13 500 lux	3 400 lux	1 500 lux	840 lux	540 lux	380 lux
Distance	15 ft	35 ft	50 ft	65 ft	80 ft	100 ft
Diameter	5.9 ft	13.7 ft	19.6 ft	25.5 ft	31.4 ft	39.2 ft
Illumination	1 500 fc	280 fc	140 fc	80 fc	55 fc	34 fc

Remote control

- Data protocol: USITT DMX512-A
RDM / Art-Net / sACN

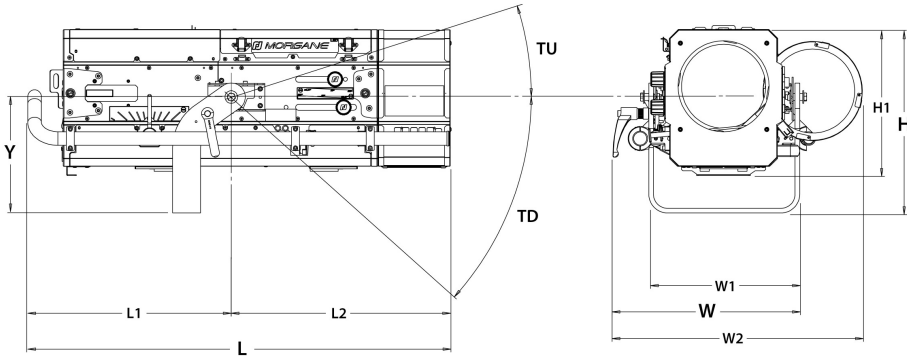
- Data IN connector: 5 pins XLR male + etherCON RJ45
- Data OUT connector: 5 pins XLR female



• DMX chart:

Mode 1 (1 channels)	Mode 2 (6 channels)	Mode 3 (8 channels)	Mode 4 (10 channels)
Dimmer	Dimmer	Dimmer	Dimmer @16
	Dimmer fine	Dimmer fine	Master dimmer @16
	Strobe duration	Master dimmer	Strobe duration
	Strobe speed	Master dimmer fine	Strobe speed
	Response time	Strobe duration	Response time
	Control mode	Strobe speed	Control mode
		Response time	Iris
		Control mode	iris mode

Dimensions and weight



Weight: 36 kg (79.2 lbs)

Height	Length	Width	Yoke	Tilt
H= 393 mm (15.5 in)	L= 905 mm (35.6 in)	W= 434 mm (17.1 in)	Y= 249 mm (9.8 in)	TU= 9°
H1= 294 mm (11.6 in)	L1= 436 mm (17.2 in)	W1= 323 mm (12.7 in)		TD= 65°
	L2= 469 mm (18.5 in)	W2= 534 mm (21 in)		

Shipping

- **Weight :** 50 kg (110 lbs)
- **Volume :** .41 m³ (14.48 ft³)

Installation

- **Minimum distance to illuminated surface:** 1.7 m (5.6 ft)
- **Operating position:**



Construction

- **Housing:** Steel sheet - Aluminium
- **Colour:** Black
- **Cooling:** Variable fans
- **Maximum ambient temperature (Ta):** 40°C (104°F)
- **Maximum case temperature (Tc):** 70°C (158°F)
- **Total heat dissipation:** 3 331 BTU/h
- **Ingress Protection (IP) rating:** IP20

Electrical compatibility

- 220/230 V - 50 Hz
- 245 V - 50 Hz
- 110/120 V - 60 Hz
- 208 V - 60 Hz
- 220/230 V - 60 Hz
- 100 V - 50 Hz
- 100 V - 60 Hz
- Selector: automatic detection

Power input



- **Type:** removable power cord with compatible powerCON® TRUE1 connector (included)
- **Cable:** 14 AWG SJ type (UL/CSA)
- **Length:** 1.5 m (4.9 ft)
- **Power connector:** without connector

Power consumption

Voltage	Frequency	Current	Power	Power factor
110 V	60 Hz	9.1 A	976 W	0.99
208 V	60 Hz	4.77 A	942 W	0.95
100 V	60 Hz	10.15 A	982 W	0.99

Power Supply Unit

- **PSU:** Internal - Electronic PSU - Flicker free with PFC
- **Control:** Local / DMX
- **Protection:** Mains: 2x 16A 1P1D breaker - UL /

Warranty

- **Fixture: 3 years**
See General Sales Condition on website





Approvals






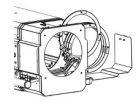







Model


















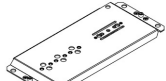
1489C CW	LED 825W Followspot - 1489C CW Morgane - Cool White - 13/24° - North american standard
-----------------	--







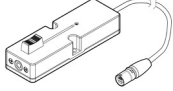
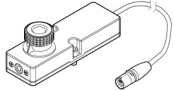



Options

FRO/SMG2PV	Heavy duty adjustable yoke equipped with TILT SpotMe sensor (G2 type)	
FD/CLPV	Straight yoke for LED Compact followspots	
FRO/CL2PV	Heavy duty adjustable yoke for LED Compact followspots (long throw)	
CAG/CL2	Left side controls option for Tristan / Morgane (Iris/Dimmer/Frost/Colour changer)	
FC1189-2	Flight-case for Compact LED range / GT stand / accessories - Dim: 1325x600x925mm - Weight: 57,4 Kg	

Accessories

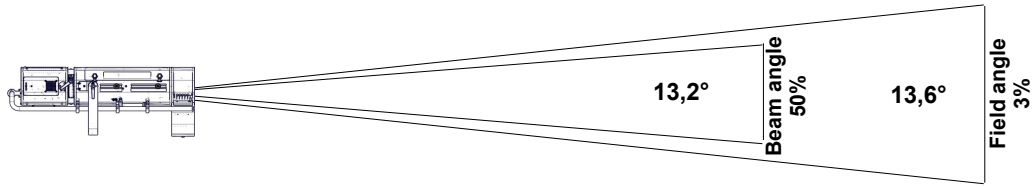
PF1011	Ø210 mm metal filter holder 6 included	
SGUP2	Universal "A" size gobo-holder (metal, glass, frosted glass) 1 included	
FO100R-2	ø100mm 2° frost optical filter with holder 1 included	
M210/2T	6 ways "push/pull" colour changer with fan 1 included	
Fusion/RJ	Madrix Radar (RDM monitoring): Fusion RJ licence - access to all RDM parameters of RJ fixtures 1 included	
GT4000	Tripod stand with safety chain - SWL: 130 Kg - max. height: 1030 mm - Weight: 7.91 Kg	
GT4000RSM	Tripod stand with ball head rotation with security chain and SpotMe PAN sensor - SWL: 130 Kg - max. height: 1030 mm	
GT4000S	Tripod stand without safety chain - SWL: 130 Kg - max. height: 1030 mm - Weight: 8.65 Kg	
JPP	Monopod stand for overhead followspot - Weight: 3.6 Kg	
T1000	TV spigot with followspots swivel head - Weight: 1.82 Kg	
T4000	Followspot mount for Ø50mm pipe (suspension or overhead) - SWL= 100 Kg - Weight: 4.88 Kg	

T4000RSM	Followspot mount with ball head rotation and SpotMe PAN sensor - SWL = 100 Kg - Weight: 8.53 Kg	
CAV700A	Double slot front cassette for 215x215mm accessories - Weight: 0.52 Kg	
FCM100R	Ø97mm 1/2 CTO correction filter (Rosco #3408) with holder	
FO100R-1	ø100mm 1° frost optical filter with holder	
FO100R-5	ø100mm 5° frost optical filter with holder	
FO120C-1	120x120mm 1° frost optical filter	
FO120C-10	120x120mm 10° frost optical filter	
FO120C-2	120x120mm 2° frost optical filter	
FO120C-5	120x120mm 5° frost optical filter	
VD120	120x120mm frosted glass	
FD/CLPD	Straight yoke for LED Compact followspots	
FRO/CLPD	Heavy duty adjustable yoke for LED Compact followspots	
FRO/SMGPD	Heavy duty adjustable yoke equipped with TILT SpotMe sensor (G type)	
G80/3	Ø80mm horizontal chopper	
BK/E1	Extra weight kit for BK1 (0,5 Kg) - Weight: 0.5 Kg	
BK1	Followspot balancing kit (including 1 Kg counterweights) - Weight: 2.05 Kg	
BM1	Articulated magic arm with super clamp for P1FE accessories (1/4" connector)	
Kit TELRAD	Telrad followspot sight with raiser and universal mounting kit - Weight: 1.23 Kg	
PSA2	Support plate for 2x P1FE and 1/4" accessories	

SDUP	Followspot cue sheet holder with universal mounting kit	
TCSM	SpotMe calibration tool kit	
Fusion/L	Madrix Radar (RDM monitoring): Fusion Large licence - up to 4096 non-RJ RDM fixtures - USB dongle included	 RADAR
Fusion/M	Madrix Radar (RDM monitoring): Fusion Medium licence - up to 512 non-RJ RDM fixtures - USB dongle included	 RADAR
Fusion/S	Madrix Radar (RDM monitoring): Fusion Small licence - up to 64 non-RJ RDM fixtures - USB dongle included	 RADAR
Maestro	Maestro server for SpotMe - rackable unit: 1U - half 19" - Weight: 1.2 Kg	
P1FE-L1	One-function remote controller (with linear potentiometer) - Ethernet connector	
P1FE-R1	One-function remote controller (with rotary potentiometer) - Ethernet connector	
R-DISPE1	Remote display - Ethernet connector (1/4" connector included)	
SMS	SpotMe server + 2 sensor cables + flight case - Weight: 6.2 Kg	
FC1189-2/S	Flight-case for Compact LED range / GT stand / accessories - Weight: 57.4 Kg	

• Optics @ 13°

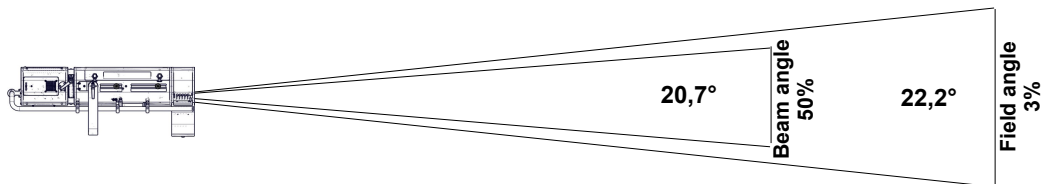
Field lumens	Beam lumens	Efficacy	Beam intensity	CCT	Delta uv
26 260 Lm	25 490 Lm	28 Lm/W	864 300 Cd	7 140 K	-0.005



Distance	5 m	10 m	15 m	20 m	25 m	30 m
Field diameter	1,2 m	2,4 m	3,6 m	4,8 m	6 m	7,2 m
Illumination	35 000 lux	8 700 lux	3 850 lux	2 200 lux	1 400 lux	970 lux
Distance	15 ft	35 ft	50 ft	65 ft	80 ft	100 ft
Field diameter	3,6 ft	8,3 ft	11,9 ft	15,5 ft	19,1 ft	23,8 ft
Illumination	3 850 fc	710 fc	350 fc	210 fc	140 fc	90 fc

• Optics @ 24°

Field lumens	Beam lumens	Efficacy	Beam intensity	CCT	Delta uv
26 790 Lm	24 670 Lm	28 Lm/W	335 300 Cd	6 870 K	-0.0048

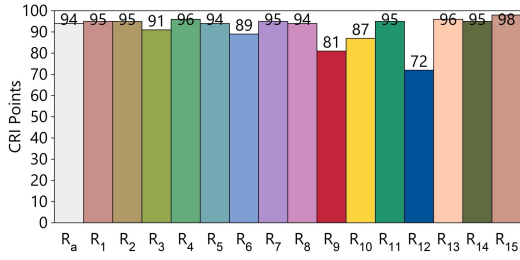


Distance	5 m	10 m	15 m	20 m	25 m	30 m
Field diameter	2 m	3,9 m	5,9 m	7,8 m	9,8 m	11,8 m
Illumination	13 500 lux	3 400 lux	1 500 lux	840 lux	540 lux	380 lux
Distance	15 ft	35 ft	50 ft	65 ft	80 ft	100 ft
Field diameter	5,9 ft	13,7 ft	19,6 ft	25,5 ft	31,4 ft	39,2 ft
Illumination	1 500 fc	280 fc	140 fc	80 fc	55 fc	34 fc

Light quality report

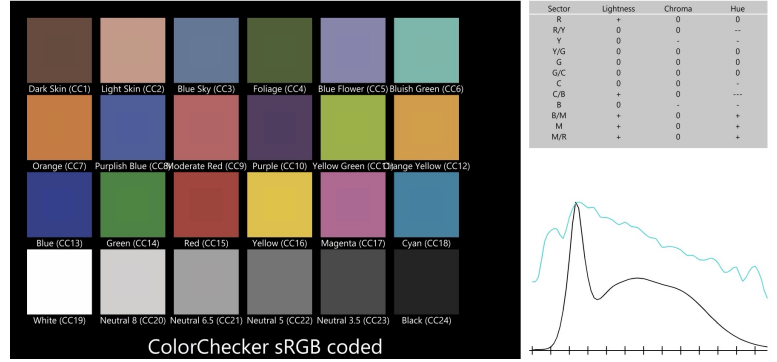
CCT	DeltaUV	CRI Ra	CRI R9	CQS Qa	TM30-18 Rf	TM30-18 Rg	TLCI	SSI [6997]
7 000K	-0.0049	94	81	89	90	100	92	69

CRI - CIE Colour Rendering Index

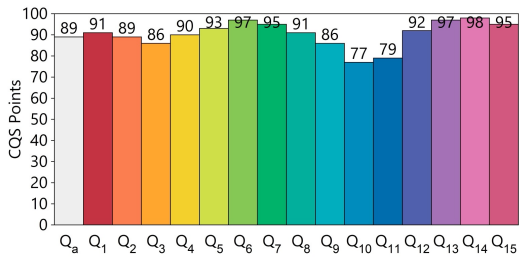


TLCI - Television Lighting Consistency Index

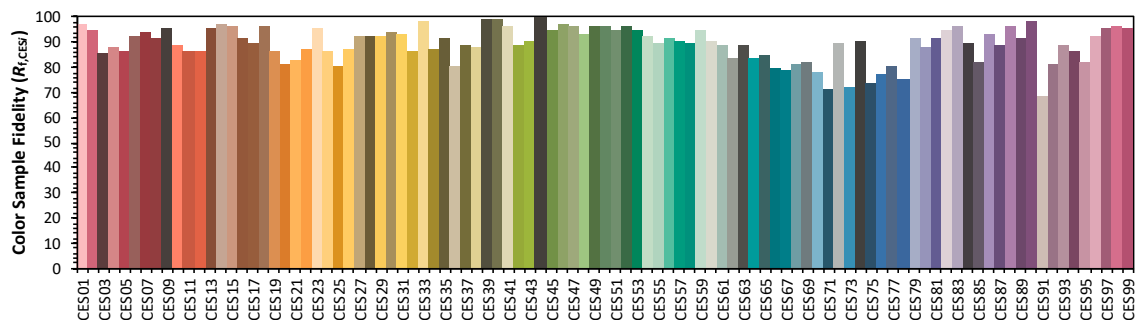
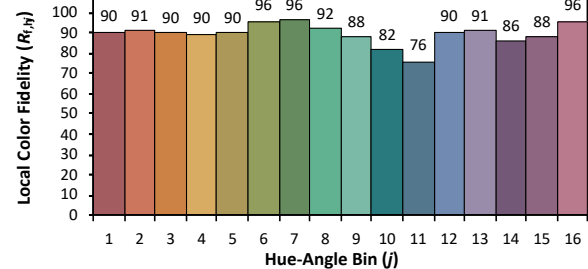
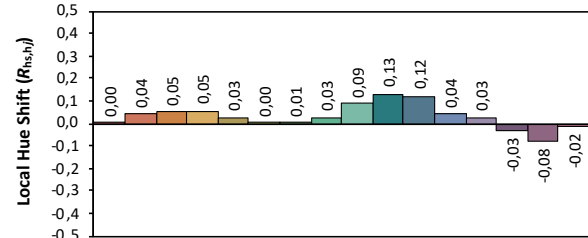
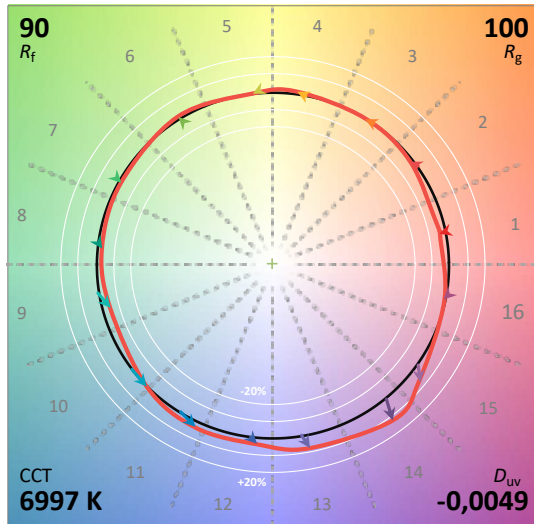
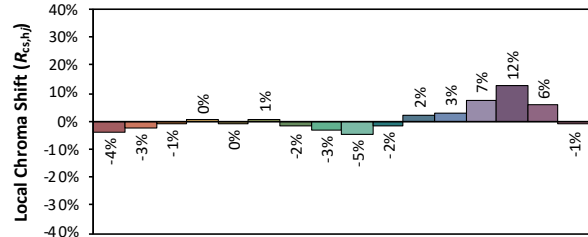
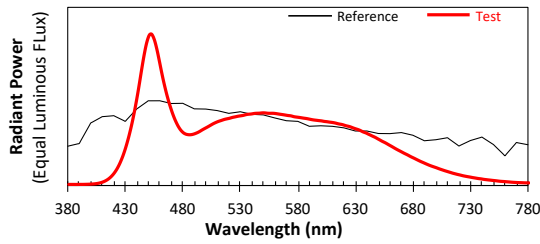
Test : CCT = D6996 (-1.5)
 TLCI-2012 : 92 (D6996)



CQS - NIST Colour Quality Scale



ANSI/IES TM-30-18 Colour Rendition Report



Colours are for visual orientation purposes only. Created with the IES TM-30-18 Calculator Version 2.00