

BIZET - 671CSX CW

670SX - LED 600 W



- **Type:** Profile spot
- **Source:** LED 600 W
- **Optics:** 11° to 26° zoom
- **Colour temperature:** Cool White
- **Standard:** 208 V North american

Profile spot

The most powerful daylight profile spot

The Bizet 670SX profile spot is a mighty profile series, delivering superior performance with a 600W cool white LED source. It surpasses the Charles model in every aspect—being more compact, lighter, more powerful, quieter, and more affordable. Additionally, it matches the output and CRI of the 2500W HID D'Artagnan, while offering electronic dimming and zero standby power consumption. Its innovative design ensures full compatibility with Robert Juliat's 600SX, 713SX, and 714SX profile lens tubes, making it an ideal solution for long-throw front-of-house applications in medium to large venues.

Features

- **Multi-function double gate:** simultaneous use of gobos and iris. Sharp focus of both gobo and shutter
- **Shutter gate:** up to 8 shutters. Remove shutters for easy maintenance or tuck fully inside gate for secure transport
- **User-friendly shutter-lock system:** secures shutters' setting in any circumstances (locking efficient up to 4 shutters)
- **Universal gobo holder:** "A" size glass and metal gobo
- **Lens tube lock feature:** secures rotating lens tube against unwanted movement
- **90° rotating lens tube / gate / front accessories holder:** rotation of the projected image is always possible – no need to move the yoke
- **Internal glass filter holder:** long term use of durable coloured, dichroic or textured glass
- **Adjustable response time:** choice of fast or slow dimming for tungsten-like simulation - adjustment by DMX protocol
- **Ethernet-DMX node:** data IN through RJ45 connector; data OUT through DMX for daisy chaining
- **Universal data control:** compatible with DMX, RDM, Art-Net, sACN protocols
- **Remote setup:** all parameters can be adjusted by RDM protocol or by web interface
- **PWM adjustment:** choice of different PWM dimming frequencies - continuous mode available
- **Advanced Ethernet node functionalities:** compatible with RDM, LLRP, Zeroconf protocols
- **Local setup:** DMX address and mode, dimming curve and response time through 4-button display with automatic light switch-off
- **Dimming parameters:** choice of square or linear dimming curves
- **DMX:** 8 or 16 bit dimming, response time and strobe function
- **Easy focus reference:** graduated scale on side of the unit; fast and easy refocusing
- **Tilt reference on hanging yoke:** index for rapid re-positioning

Optical

- **Long life:** outstanding operational lifetime expectation, no need to replace lamps, low maintenance
- **Coated SX optical system:** double condenser optics for exceptional optical quality - Anti-Reflective coating to ensure optimal light transmission
- **Variable zoom optics:** sharp focus at every beam angle. Independent control of image size and focus. Focus handles on both sides
- **Coated zoom lenses:** all zoom lenses are anti-reflection coated (AR) to ensure a maximum transmission of light.
- **Electronic dimmer:** dimming without clipping or cut-out at low intensity levels; high quality smoothing
- **No colour shift:** colour temperature remains the same when dimming

Construction

- **Made in France :** fully manufactured in Robert Juliat premises retaining complete control over all aspects of quality
- **Lamp house compatible with 611SX, 613SX, 614SX, 713SX and 714SX lens tubes:** lamp house only available for upgrade of existing tungsten fixtures
- **PSU:** built-in electronic flicker-free power supply for easy, plug-and-play installation
- **Power connectors:** compatible powerCON® TRUE1 IN and OUT connectors for daisy chaining
- **Silent-running cooling fans:** ideal for TV studios and opera houses
- **Electronic thermal management system:** ensures maximum performance of the system without any risk of overheating
- **3 cooling modes available:** includes a silent mode for perfect integration in concert halls
- **Bodywork:** strong sheet metal construction for durability
- **Captive knobs and handles:** additional security when working at height or in transit
- **Spare parts and accessories:** interchangeable across the tungsten, discharge or LED ranges, reducing running costs
- **Easy access to all parts:** easy cleaning and maintenance

Picture:671SX

DSEN415_671CSX_CW - 08/04/2026

Robert Juliat reserves the right to change or alter any of the items detailed on this page, to increase or improve manufacturing techniques without prior notice.

Robert Juliat S.A.S., 32 rue de Beaumont, 60530 Fresnoy-en-Thelle - France
Telephone : +33 (0)3 44 26 51 89 - info@robertjuliat.fr - www.robertjuliat.com



ROBERT JULIAT

Source (Light quality report(s) available at the end of the document)

- **Lamp type:** LED
- **Power:** 600 W

LED specifications	Power *	Lumen output*	Colour temperature*	Life*
TCW02	600 W	49 900 lm	6500K	30 000 h

(*) manufacturer's data

Optics

Characteristics

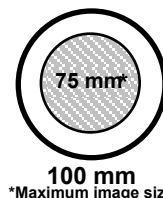
- **Type:** Zoom
- **Range:** 11° to 26° (Field angle)
- **Focal length:** 197 - 415 mm

Gel filter

- **Shape:** Square
- **Standard size:** 191x191 mm (7.5x7.5 in)

Gobo

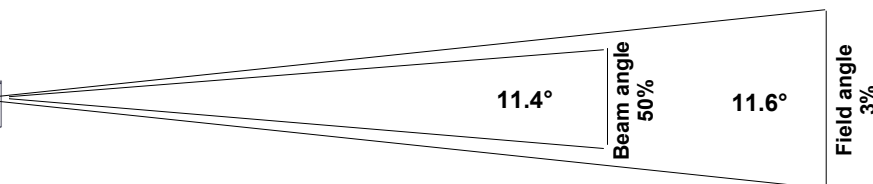
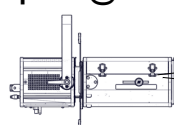
- **Size:** A
- **Material:** Metal
Glass



Photometrics (Photometrics report(s) available at the end of the document)

optics: 11°-26° / Standard

• Optics @ 11°



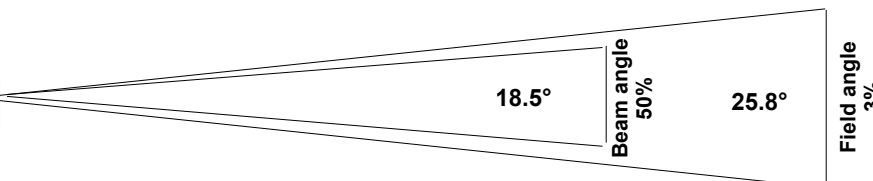
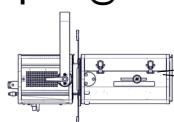
Beam intensity
980 000 cd

Field lumens
24 120 lm

Efficacy
34 lm/W

Distance	5 m	10 m	15 m	20 m	25 m	30 m
Diameter	1 m	2 m	3 m	4.1 m	5.1 m	6.1 m
Illumination	39 500 lux	9 900 lux	4 400 lux	2 500 lux	1 600 lux	1 100 lux
Distance	15 ft	35 ft	50 ft	65 ft	80 ft	100 ft
Diameter	3 ft	7.1 ft	10.2 ft	13.2 ft	16.3 ft	20.3 ft
Illumination	4 400 fc	810 fc	400 fc	240 fc	160 fc	100 fc

• Optics @ 26°



Beam intensity
237 100 cd

Field lumens
20 790 lm

Efficacy
30 lm/W

Distance	5 m	10 m	15 m	20 m	25 m	30 m
Diameter	2.3 m	4.6 m	6.9 m	9.2 m	11.5 m	13.7 m
Illumination	9 500 lux	2 400 lux	1 100 lux	600 lux	380 lux	270 lux
Distance	15 ft	35 ft	50 ft	65 ft	80 ft	100 ft
Diameter	6.9 ft	16 ft	22.9 ft	29.8 ft	36.6 ft	45.8 ft
Illumination	1 100 fc	200 fc	95 fc	60 fc	38 fc	24 fc

Remote control

- **Data protocol:** USITT DMX512-A
RDM / Art-Net / sACN

- **Data IN connector:** 5 pins XLR male + etherCON RJ45
- **Data OUT connector:** 5 pins XLR female



• DMX chart:

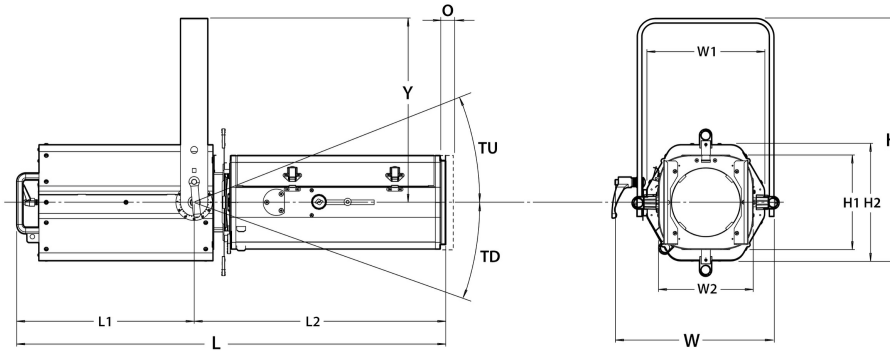
Mode 1 (1 channels)

Dimmer

Mode 2 (6 channels)

Dimmer
Dimmer fine
Strobe duration
Strobe speed
Response time
Control mode

Dimensions and weight



Weight: 21 kg (46.2 lbs)

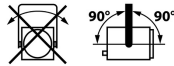
Height	Length	Width	Yoke	Tilt	Option
H= 535 mm (21.1 in)	L= 942 mm (37.1 in)	W= 347 mm (13.7 in)	Y= 405 mm (15.9 in)	TD= 90°	O= 25 mm (1 in)
H'= 445 mm (17.5 in)	L1= 390 mm (15.4 in)	W1= 259 mm (10.2 in)	Y'= 315 mm (12.4 in)		
H1= 208 mm (8.2 in)	L2= 552 mm (21.7 in)	W2= 208 mm (8.2 in)			
H2= 259 mm (10.2 in)					

Shipping

- **Weight :** 23 kg (50.6 lbs)
- **Volume :** .15 m³ (5.19 ft³)

Installation

- **Minimum distance to illuminated surface:** 1.5 m (4.9 ft)
- **Operating position:**



Construction

- **Housing:** Steel sheet - Aluminium
- **Colour:** Black
- **Cooling:** Low noise variable fan
- **Maximum ambient temperature (Ta):** 40°C (104°F)
- **Maximum case temperature (Tc):** 98°C (208.4°F)
- **Total heat dissipation:** 2 403 BTU/h
- **Ingress Protection (IP) rating:** IP20

Electrical compatibility

- 220/230 V - 50 Hz
- 245 V - 50 Hz
- 110/120 V - 60 Hz
- 208 V - 60 Hz
- 220/230 V - 60 Hz
- ~~100 V - 50 Hz~~
- ~~100 V - 60 Hz~~
- Selector: automatic detection

Power input



- **Type:** removable power cord with compatible powerCON® TRUE1 connector (included)
- **Cable:** 14 AWG SJ type (UL/CSA)
- **Length:** 1.5 m (4.9 ft)
- **Power connector:** without connector

Power consumption

Voltage	Frequency	Current	Power	Power factor
208 V	60 Hz	3.53 A	704 W	0.97
230 V	50 Hz	3.22 A	705 W	0.96
220 V	60 Hz	3.34 A	703 W	0.97

Power Supply Unit

- **PSU:** Internal - Electronic PSU - Flicker free with PFC
- **Control:** Local / DMX
- **Protection:** Mains: 2x 10A 1P1D breaker - UL /

Warranty

- **Fixture: 3 years**
See General Sales Condition on website


Approvals


















Model







671CSX CW	LED 600 W Profile spot - 671CSX CW Bizet - Cool White - 11/26° - 208V North american standard
------------------	---

Options

CAV600C	Double slot front cassette for 191x191mm (7-1/2") accessories	
----------------	---	---

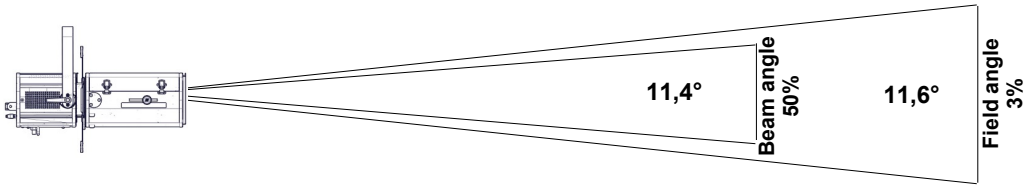
Accessories

D8	Shutter for SX series 4 included	
SGUX	Universal "A" size gobo-holder (metal, glass, frosted glass) 1 included	
FO100-10	Ø97mm optical filter for coloured LED source - typ 10 1 included	
Fusion/RJ	Madrix Radar (RDM monitoring): Fusion RJ licence - access to all RDM parameters of RJ fixtures 1 included	
IWSX755	Drop-in iris (monoplane) with holder - Weight: 0.26 Kg	
D8	Shutter for SX series	
G500	180x180mm safety grid	
CAV600AC	Double slot front cassette for 191x191mm (7-1/2") accessories - Weight: 0.45 Kg	
RPF613	180x180mm front extension cassette for 215x215mm accessories without fan (recommended for dark colours on 613SX/663SX) - Weight: 1.5 Kg	
RPF613E	180x180mm front extension cassette for 245x245mm accessories without fan (recommended for dark colours on 613SX/663SX)	
FO120C-1	120x120mm 1° frost optical filter	
FO120C-10	120x120mm 10° frost optical filter	
FO120C-2	120x120mm 2° frost optical filter	
FO120C-5	120x120mm 5° frost optical filter	
		

VD120	120x120mm frosted glass	
DMXcat	Bluetooth DMX/RDM Multifunction test tool - City Theatrical DMXcat®	
Fusion/L	Madrix Radar (RDM monitoring): Fusion Large licence - up to 4096 non-RJ RDM fixtures - USB dongle included	
Fusion/M	Madrix Radar (RDM monitoring): Fusion Medium licence - up to 512 non-RJ RDM fixtures - USB dongle included	
Fusion/S	Madrix Radar (RDM monitoring): Fusion Small licence - up to 64 non-RJ RDM fixtures - USB dongle included	
876	Hook clamp 40x10mm with 28mm M10 screw for Ø35 to 50mm pipes - SWL: 50Kg - Weight: 1.25 Kg	
880	Hook clamp 40x10mm with 28mm M10 screw for Ø50 to 63mm pipes - SWL: 50Kg - Weight: 1.36 Kg	
CS2	Safety cable Ø3 mm L= 600mm - SWL: 75 Kg	

• Optics @ 11°

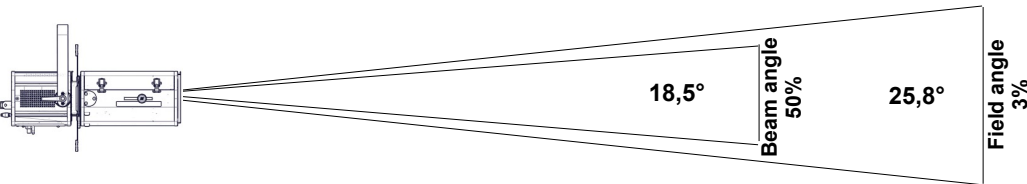
Field lumens	Beam lumens	Efficacy	Beam intensity	CCT	Delta uv
24 120 Lm	23 760 Lm	34 Lm/W	980 000 Cd	6 240 K	-0.0024



Distance	5 m	10 m	15 m	20 m	25 m	30 m
Field diameter	1 m	2 m	3 m	4,1 m	5,1 m	6,1 m
Illumination	39 500 lux	9 900 lux	4 400 lux	2 500 lux	1 600 lux	1 100 lux
Distance	15 ft	35 ft	50 ft	65 ft	80 ft	100 ft
Field diameter	3 ft	7,1 ft	10,2 ft	13,2 ft	16,3 ft	20,3 ft
Illumination	4 400 fc	810 fc	400 fc	240 fc	160 fc	100 fc

• Optics @ 26°

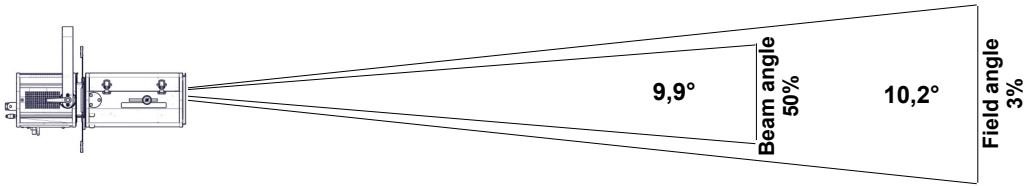
Field lumens	Beam lumens	Efficacy	Beam intensity	CCT	Delta uv
20 790 Lm	14 660 Lm	30 Lm/W	237 100 Cd	6 150 K	-0.0023



Distance	5 m	10 m	15 m	20 m	25 m	30 m
Field diameter	2,3 m	4,6 m	6,9 m	9,2 m	11,5 m	13,7 m
Illumination	9 500 lux	2 400 lux	1 100 lux	600 lux	380 lux	270 lux
Distance	15 ft	35 ft	50 ft	65 ft	80 ft	100 ft
Field diameter	6,9 ft	16 ft	22,9 ft	29,8 ft	36,6 ft	45,8 ft
Illumination	1 100 fc	200 fc	95 fc	60 fc	38 fc	24 fc

• Optics @ 10°

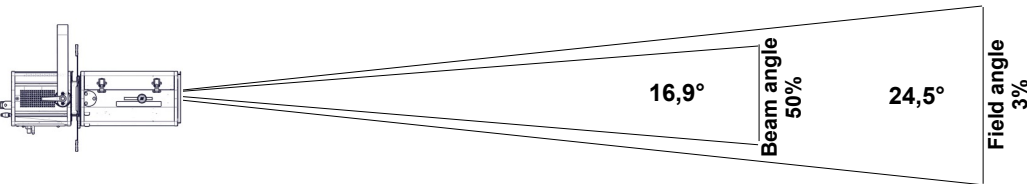
Field lumens	Beam lumens	Efficacy	Beam intensity	CCT	Delta uv
23 510 Lm	23 070 Lm	33 Lm/W	1 312 500 Cd	6 430 K	-0.0029



Distance	10 m	20 m	30 m	40 m	50 m	60 m
Field diameter	1,8 m	3,6 m	5,4 m	7,1 m	8,9 m	10,7 m
Illumination	13 500 lux	3 300 lux	1 500 lux	830 lux	530 lux	370 lux
Distance	35 ft	65 ft	100 ft	130 ft	165 ft	195 ft
Field diameter	6,2 ft	11,6 ft	17,8 ft	23,2 ft	29,5 ft	34,8 ft
Illumination	1 100 fc	320 fc	140 fc	80 fc	49 fc	35 fc

• Optics @ 25°

Field lumens	Beam lumens	Efficacy	Beam intensity	CCT	Delta uv
18 100 Lm	12 280 Lm	26 Lm/W	240 000 Cd	6 320 K	-0.0028

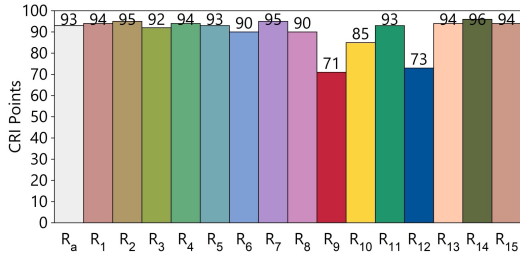


Distance	10 m	20 m	30 m	40 m	50 m	60 m
Field diameter	4,3 m	8,7 m	13 m	17,4 m	21,7 m	26,1 m
Illumination	2 450 lux	610 lux	270 lux	160 lux	100 lux	70 lux
Distance	35 ft	65 ft	100 ft	130 ft	165 ft	195 ft
Field diameter	15,2 ft	28,2 ft	43,4 ft	56,5 ft	71,7 ft	84,7 ft
Illumination	200 fc	60 fc	25 fc	15 fc	9 fc	7 fc

Light quality report

CCT	DeltaUV	CRI Ra	CRI R9	CQS Qa	TM30-18 Rf	TM30-18 Rg	TLCI	SSI [6164]
6 170K	-0.0011	93	71	89	90	100	93	71

CRI - CIE Colour Rendering Index

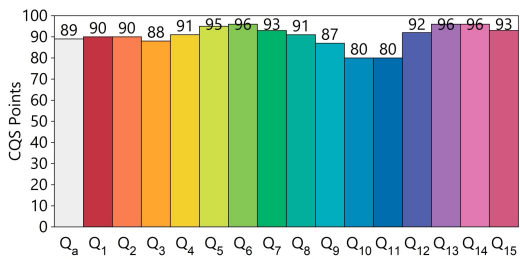


TLCI - Television Lighting Consistency Index

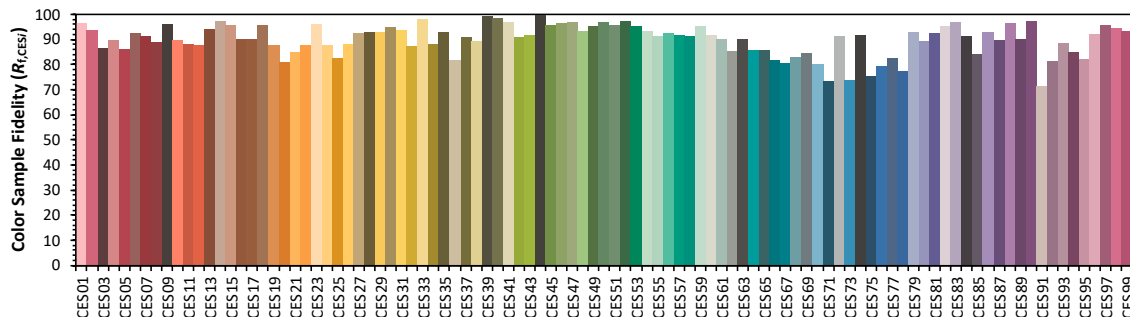
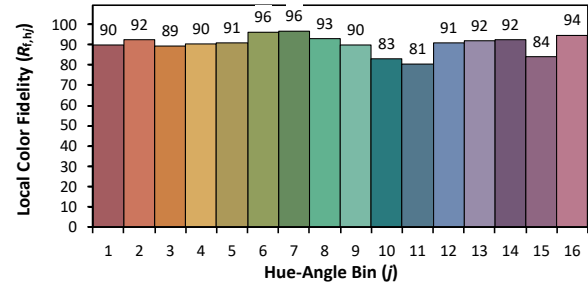
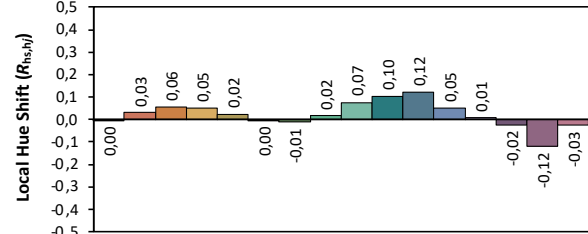
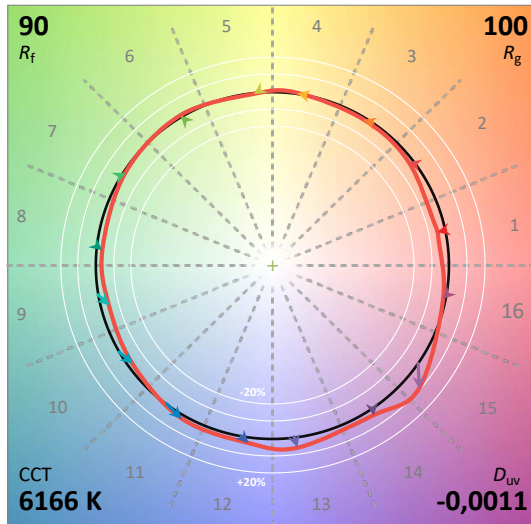
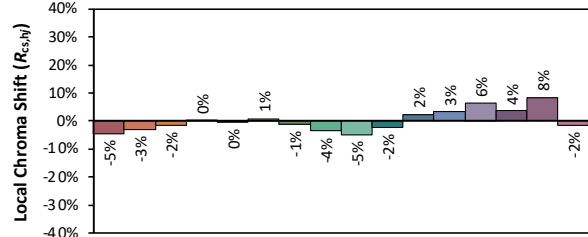
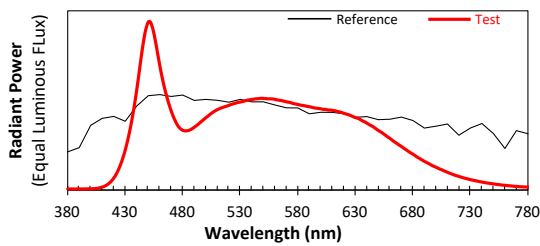
Test : CCT = D6165 (-0.8)
 TLCI-2012 : 93 (D6165)



CQS - NIST Colour Quality Scale



ANSI/IES TM-30-18 Colour Rendition Report



Colours are for visual orientation purposes only. Created with the IES TM-30-18 Calculator Version 2.00