

SULLY - 654CSX 4C

650SX - 4 COLOURS LED 200W



- **Type:** Profile spot
- **Source:** 4 colours LED 200W
- **Optics:** 16° to 35° zoom
- **Standard:** 110 V North american

Profile spot

The new colourful classics

Sully 4C is a series of variable zoom profile featuring a 4-colour LED source and integrating an innovative software platform named RJ Color. With advanced setting and control modes, these profile spots deliver perfect whites and high quality saturated and pastel colours. Sully 4C is fully manufactured in France at Robert Juliat premises. Each LED engine is factory-calibrated to ensure colour consistency from one profile to another. In addition, the Sully 4C LED retrofit compartment is an ideal economic and technological solution to convert 600SX tungsten fixtures.

Features

- **Light intensity:** 8 or 16 bit dimming and strobe function
- **Colour control:** CIE XY, Hue saturation, RGB (with choice of the colour space - Native / sRGB / REC.709 / REC.2020 / ProPhoto) or RAW modes
- **Calibrated white sources:** 3 white presets reproducing tungsten 3000 K or 3200 K lamps, or discharge 6500 K lamps
- **Colour Temperature adjustment (CCT):** white from 1700 to 10000 Kelvin with Delta UV control (+/- Green – Magenta)
- **Colour mixing optimization:** choice of High Quality or High Brightness mode
- **Colour filter simulation:** 300 colour filters included with transmission / saturation adjustment - Fade time and type adjustment between 2 colour filters for adjustable transition
- **DimShift function:** when dimming the light, the colours follow the Planck curve (tungsten redshift emulation) - Available on all sources (white presets, any CCT value) and all colour filters
- **1 parameter DMX mode:** filter or colour selection through local display and dimming control by DMX (8 or 16 bits)
- **Adjustable response time:** choice of fast or slow dimming for tungsten-like simulation - adjustment by DMX - 3 modes available: tungsten, linear and linear with flash detection
- **Multi-function double gate:** simultaneous use of gobos and iris. Sharp focus of both gobo and shutter
- **Shutter gate:** up to 8 shutters. Remove shutters for easy maintenance or tuck fully inside gate for secure transport
- **User-friendly shutter-lock system:** secures shutters' setting in any circumstances (locking efficient up to 4 shutters)
- **Lens tube lock feature:** secures rotating lens tube against unwanted movement
- **90° rotating lens tube / gate / front accessories holder:** rotation of the projected image is always possible while the lamp remains vertical – no need to move the yoke
- **Internal glass filter holder:** long term use of durable coloured, dichroic and textured glass or gels
- **PWM adjustment:** choice of different PWM dimming frequencies
- **Local setup:** dMX address and mode, dimming curve and response time through 4-button display with automatic light switch-off
- **Dimming parameters:** choice of square, linear or tungsten dimming curves

Optical

- **4-colour mixing LED system:** Red, Green, Blue, and Lime
- **Thermal management of each colour:** thanks to the thermal management algorithms, the colours you have set will stay the same during the performance
- **Factory calibrated source:** to ensure consistency between fixtures
- **SX optical system:** double condenser optics for exceptional optical quality
- **Optional coated double condenser optics:** up to 15% more light output
- **Variable zoom optics:** sharp focus at every beam angle. Independent control of image size and focus. Focus handles on both sides
- **Coated zoom lenses:** all zoom lenses are anti-reflection coated (AR) to ensure a maximum transmission of light.
- **Electronic dimmer:** dimming without clipping or cut-out at low intensity levels; high quality smoothing

Construction

- **Made in France :** fully manufactured in Robert Juliat premises retaining complete control over all aspects of quality
- **Interchangeable lamp bases:** with 600SX (1000/1200 W tungsten) series
- **PSU:** built-in electronic flicker-free power supply for easy, plug-and-play installation
- **Power connectors:** neutriK® powerCON TRUE1 TOP IN and OUT connectors for daisy chaining
- **Silent-running cooling fans:** ideal for TV studios and opera houses
- **Electronic thermal management system:** ensures maximum performance of the system without any risk of overheating
- **3 cooling modes available:** includes silent mode for perfect integration in concert halls
- **Bodywork:** strong sheet metal construction for durability
- **Captive knobs and handles:** additional security when working at height or in transit
- **Spare parts and accessories:** interchangeable across the tungsten, discharge or LED ranges, reducing running costs
- **Easy access to all parts:** easy cleaning and maintenance

Picture:654SX 4C

DSEN407_654CSX_4C - 02/10/2023

Robert Juliat reserves the right to change or alter any of the items detailed on this page, to increase or improve manufacturing techniques without prior notice.

Robert Juliat S.A.S., 32 rue de Beaumont, 60530 Fresnoy-en-Thelle - France
Telephone : +33 (0)3 44 26 51 89 - info@robertjuliat.fr - www.robertjuliat.com



ROBERT JULIAT

Source (Light quality report(s) available at the end of the document)

- **Lamp type:** LED - 4 colours
- **Power:** 196 W
- **Lumen output:** 7730 lm
- **Life:** 36000 hours (L70B50)

Colours	Power *	Lumen output*
Red	57 W	1 540 lm
Green	40 W	2 000 lm
Blue	41 W	500 lm
Lime	58 W	3 690 lm

(*) manufacturer's data

Optics

Characteristics

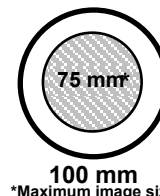
- **Type:** Zoom
- **Range:** 16° to 35° (Field angle)
- **Focal length:** 131 - 268 mm

Gel filter

- **Shape:** Square
- **Standard size:** 191x191 mm (7.5x7.5 in)

Gobo

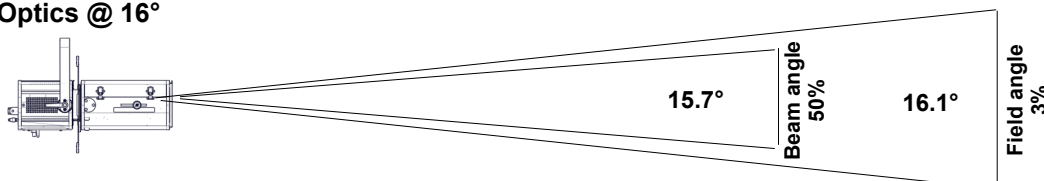
- **Size:** A
- **Material:** Metal
Glass



Photometrics (Photometrics report(s) available at the end of the document)

optics: 16°-35° / Optional coated double condenser optics / 3200 K / High Brightness

• Optics @ 16°



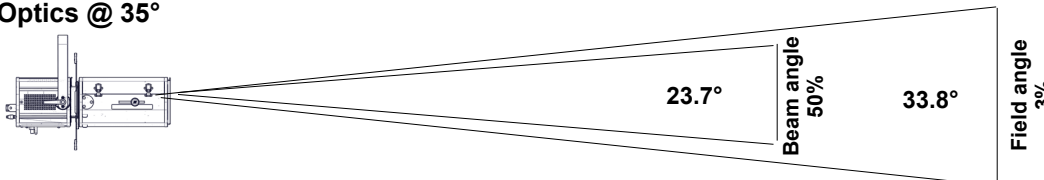
Beam intensity
131 800 cd

Field lumens
5 860 lm

Efficacy
35 lm/W

Distance	5 m	10 m	15 m	20 m	25 m	30 m
Diameter	1.4 m	2.8 m	4.2 m	5.7 m	7.1 m	8.5 m
Illumination	5 300 lux	1 350 lux	590 lux	330 lux	220 lux	150 lux
Distance	15 ft	35 ft	50 ft	65 ft	80 ft	100 ft
Diameter	4.2 ft	9.9 ft	14.1 ft	18.4 ft	22.6 ft	28.3 ft
Illumination	590 fc	110 fc	55 fc	32 fc	21 fc	14 fc

• Optics @ 35°



Beam intensity
35 400 cd

Field lumens
5 570 lm

Efficacy
33 lm/W

Distance	5 m	10 m	15 m	20 m	25 m	30 m
Diameter	3 m	6.1 m	9.1 m	12.2 m	15.2 m	18.2 m
Illumination	1 450 lux	360 lux	160 lux	90 lux	60 lux	40 lux
Distance	15 ft	35 ft	50 ft	65 ft	80 ft	100 ft
Diameter	9.1 ft	21.3 ft	30.4 ft	39.5 ft	48.6 ft	60.8 ft
Illumination	160 fc	29 fc	15 fc	9 fc	6 fc	4 fc

Remote control

- **Data protocol:** USITT DMX512-A
RDM

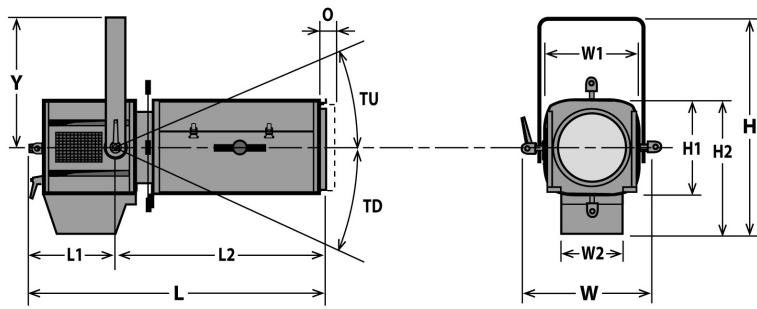
- **Data IN connector:** 5 pins XLR male
- **Data OUT connector:** 5 pins XLR femelle



• DMX chart:

Mode 1 (1 channels)	Mode 2 (6 channels)	Mode 3 (20 channels)	Mode 4 (20 channels)	Mode 5 (22 channels)	Mode 6 (24 channels)
Dimmer	Dimmer Dimmer fine Strobe duration Strobe speed Response time Control mode	Dimmer @16b Strobe: duration + speed Response time Control mode Source type Filter + adjustments CCT + delta UV CIE XY Colour control @16b	Dimmer @16b Strobe: duration + speed Response time Control mode Source type Filter + adjustments CCT + delta UV Hue Saturation @16b	Dimmer @16b Strobe: duration + speed Response time Control mode Source type Filter + adjustments CCT + delta UV RGB colour control @16b	Dimmer @16b Strobe: duration + speed Response time Control mode Source type Filter + adjustments CCT + delta UV RGLB colour control @16b

Dimensions and weight



Weight: 14.1 kg (31 lbs)

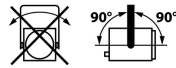
Height	Length	Width	Yoke	Tilt	Option
H= 473 mm (18.6 in)	L= 696 mm (27.4 in)	W= 330 mm (13 in)	Y= 280 mm (11 in)	TU= 63°	O= 25 mm (1 in)
H1= 208 mm (8.2 in)	L1= 240 mm (9.4 in)	W1= 208 mm (8.2 in)		TD= 90°	
H2= 294 mm (11.6 in)	L2= 456 mm (18 in)	W2= 136 mm (5.4 in)			

Shipping

- **Weight :** 17.2 kg (37.8 lbs)
- **Volume :** .13 m³ (4.59 ft³)

Installation

- **Minimum distance to illuminated surface:** 0.5 m (1.6 ft)
- **Operating position:**



Construction

- **Housing:** Steel sheet - Aluminium
- **Colour:** Black
- **Cooling:** Low noise variable fan
- **Maximum ambient temperature (Ta):** 40°C (104°F)
- **Maximum case temperature (Tc):** 72°C (161.6°F)
- **Total heat dissipation:** 608 BTU/h
- **Ingress Protection (IP) rating:** IP20

Electrical compatibility

- 220/230 V - 50 Hz
- 245 V - 50 Hz
- 110/120 V - 60 Hz
- 208 V - 60 Hz
- 220/230 V - 60 Hz
- 100 V - 50 Hz
- 100 V - 60 Hz
- Selector: automatic detection

Power input



- **Type:** removable power cord with Neutrik powerCON TRUE1 TOP connector (included)
- **Cable:** 14 AWG SJ type (UL/CSA)
- **Length:** 1.5 m (4.9 ft)
- **Power connector:** without connector

Power consumption

Voltage	Frequency	Current	Power	Power factor
110 V	60 Hz	1.82 A	178 W	0.99
230 V	50 Hz	0.88 A	175 W	0.87
100 V	60 Hz	1.82 A	178 W	0.99

Power Supply Unit

- **PSU:** Internal - Electronic PSU - Flicker free with PFC
- **Control:** / DMX
- **Protection:** Mains: 2x 6.3A 5x20 T fuses /
- **Power thru:** Neutrik powerCON TRUE1 TOP - Maximum of 11 units (230 V) / 8 units (120 V)

Warranty

- **Fixture: 3 years**
See General Sales Condition on website

Approvals




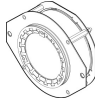
Acoustics

- **Noise level:** < 26 dB(A)















Model







654CSX 4C	4 colours LED 200W Profile spot - 654CSX 4C Sully - 16/35° - North american standard
------------------	--

Options

CAV600	Double slot front cassette for 180x180mm accessories	
APH 68LEDM	Double-condenser set for Led profile	

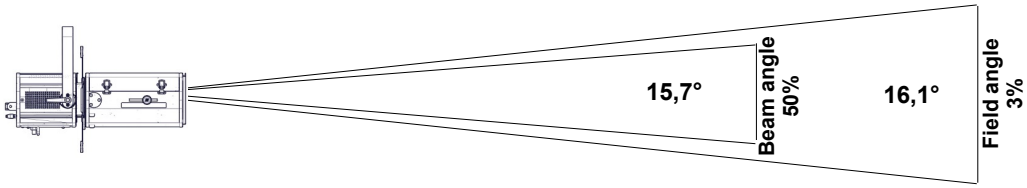
Accessories

D8	Shutter for SX series 4 included	
SGUX	Universal "A" size gobo-holder (metal, glass, frosted glass) 1 included	
IWSX755	Drop-in iris (monoplane) with holder - Poids: 0.26 Kg	
D8	Shutter for SX series	
D8	Shutter for SX series	
G500	180x180mm safety grid	
CAV600A	Double slot front cassette for 180x180mm accessories - Poids: 0.43 Kg	
APH 68LED	Double-condenser set for Led profile - Poids: 0.58 Kg	
T/650CDSXCW	SULLY 115W LED compartment with display - Cool White - North American standard - 1,50m UL/CSA power cable without plug - Poids: 2.33 Kg	
T/650CDSXWW	SULLY 115W LED compartment with display - Warm White - North American standard - 1,50m UL/CSA power cable without plug - Poids: 2.33 Kg	
T/650CSXCW	SULLY 115W LED compartment - Cool White - North American standard - 1,50m UL/CSA power cable without plug - Poids: 2.27 Kg	
T/650CSXWW	SULLY 115W LED compartment - Warm White - North American standard - 1,50m UL/CSA power cable without plug - Poids: 2.27 Kg	
FO100-10	Ø97mm optical filter for coloured LED source - typ 10	
VD120	120x120mm frosted glass	
		

FCD600	Angled yoke	
TH600	180x180mm "Top hat" (without safety cable) - ø150mm / 150mm long	
DMXcat	Bluetooth DMX/RDM Multifunction test tool - City Theatrical DMXcat®	
876	Hook clamp 40x10mm with 28mm M10 screw for Ø35 to 50mm pipes - SWL: 50Kg - Poids: 1.25 Kg	
880	Hook clamp 40x10mm with 28mm M10 screw for Ø50 to 63mm pipes - SWL: 50Kg - Poids: 1.36 Kg	
CS2	Safety cable Ø3 mm L= 600mm - SWL: 75 Kg	

• Optics @ 16°

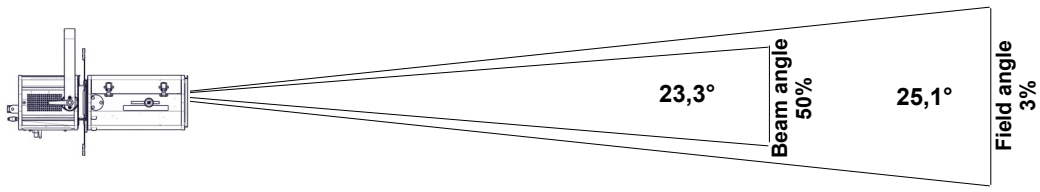
Field lumens	Beam lumens	Efficacy	Beam intensity	CCT	Delta uv
5 860 Lm		35 Lm/W	131 800 Cd	3 250 K	0.0001



Distance	5 m	10 m	15 m	20 m	25 m	30 m
Field diameter	1,4 m	2,8 m	4,2 m	5,7 m	7,1 m	8,5 m
Illumination	5 300 lux	1 350 lux	590 lux	330 lux	220 lux	150 lux
Distance	15 ft	35 ft	50 ft	65 ft	80 ft	100 ft
Field diameter	4,2 ft	9,9 ft	14,1 ft	18,4 ft	22,6 ft	28,3 ft
Illumination	590 fc	110 fc	55 fc	32 fc	21 fc	14 fc

• Optics @ 25°

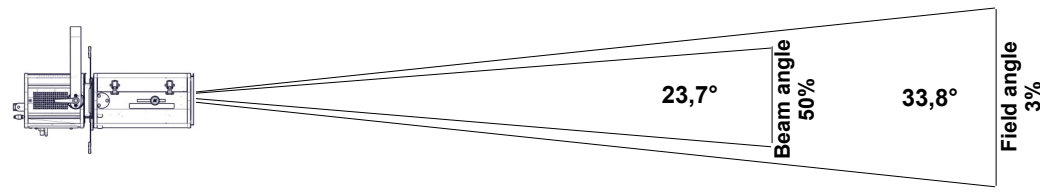
Field lumens	Beam lumens	Efficacy	Beam intensity	CCT	Delta uv
5 710 Lm		34 Lm/W	45 000 Cd	3 220 K	-0.0001



Distance	5 m	10 m	15 m	20 m	25 m	30 m
Field diameter	2,2 m	4,5 m	6,7 m	8,9 m	11,1 m	13,4 m
Illumination	1 850 lux	460 lux	210 lux	120 lux	75 lux	51 lux
Distance	15 ft	35 ft	50 ft	65 ft	80 ft	100 ft
Field diameter	6,7 ft	15,6 ft	22,3 ft	28,9 ft	35,6 ft	44,5 ft
Illumination	210 fc	37 fc	19 fc	11 fc	8 fc	5 fc

• Optics @ 35°

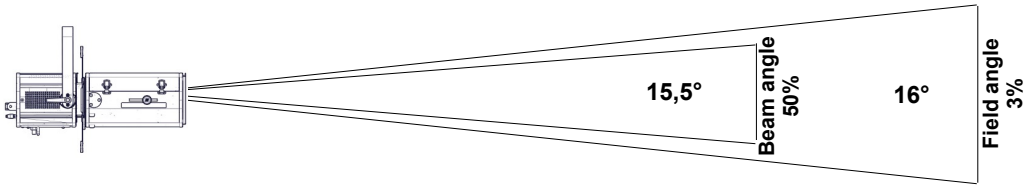
Field lumens	Beam lumens	Efficacy	Beam intensity	CCT	Delta uv
5 570 Lm		33 Lm/W	35 400 Cd	3 190 K	-0.0003



Distance	5 m	10 m	15 m	20 m	25 m	30 m
Field diameter	3 m	6,1 m	9,1 m	12,2 m	15,2 m	18,2 m
Illumination	1 450 lux	360 lux	160 lux	90 lux	60 lux	40 lux
Distance	15 ft	35 ft	50 ft	65 ft	80 ft	100 ft
Field diameter	9,1 ft	21,3 ft	30,4 ft	39,5 ft	48,6 ft	60,8 ft
Illumination	160 fc	29 fc	15 fc	9 fc	6 fc	4 fc

• Optics @ 16°

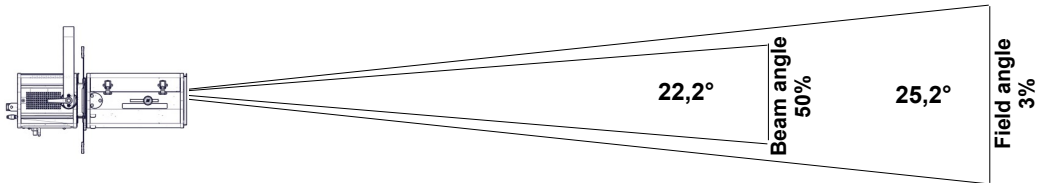
Field lumens	Beam lumens	Efficacy	Beam intensity	CCT	Delta uv
5 760 Lm		36 Lm/W	134 000 Cd	3 020 K	0.0007



Distance	5 m	10 m	15 m	20 m	25 m	30 m
Field diameter	1,4 m	2,8 m	4,2 m	5,6 m	7 m	8,4 m
Illumination	5 400 lux	1 350 lux	600 lux	340 lux	220 lux	150 lux
Distance	15 ft	35 ft	50 ft	65 ft	80 ft	100 ft
Field diameter	4,2 ft	9,8 ft	14,1 ft	18,3 ft	22,5 ft	28,1 ft
Illumination	600 fc	110 fc	55 fc	32 fc	21 fc	14 fc

• Optics @ 25°

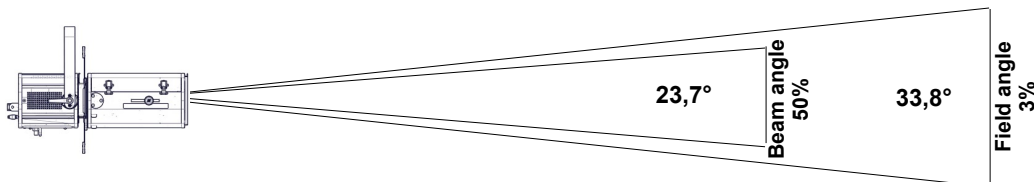
Field lumens	Beam lumens	Efficacy	Beam intensity	CCT	Delta uv
5 560 Lm		35 Lm/W	58 300 Cd	3 030 K	0.0011



Distance	5 m	10 m	15 m	20 m	25 m	30 m
Field diameter	2,2 m	4,5 m	6,7 m	8,9 m	11,2 m	13,4 m
Illumination	2 350 lux	590 lux	260 lux	150 lux	95 lux	65 lux
Distance	15 ft	35 ft	50 ft	65 ft	80 ft	100 ft
Field diameter	6,7 ft	15,6 ft	22,4 ft	29,1 ft	35,8 ft	44,7 ft
Illumination	260 fc	48 fc	24 fc	14 fc	10 fc	6 fc

• Optics @ 35°

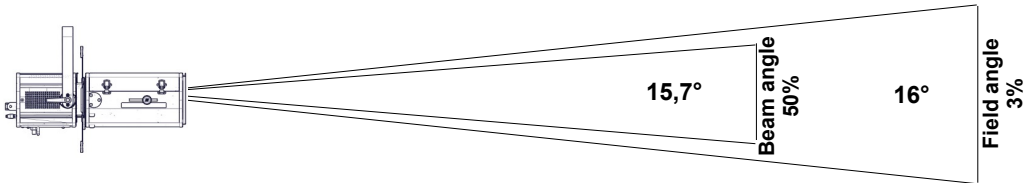
Field lumens	Beam lumens	Efficacy	Beam intensity	CCT	Delta uv
5 450 Lm		34 Lm/W	35 700 Cd	2 970 K	-0.0001



Distance	5 m	10 m	15 m	20 m	25 m	30 m
Field diameter	3 m	6,1 m	9,1 m	12,2 m	15,2 m	18,2 m
Illumination	1 450 lux	360 lux	160 lux	90 lux	60 lux	40 lux
Distance	15 ft	35 ft	50 ft	65 ft	80 ft	100 ft
Field diameter	9,1 ft	21,3 ft	30,4 ft	39,5 ft	48,6 ft	60,8 ft
Illumination	160 fc	30 fc	15 fc	9 fc	6 fc	4 fc

• Optics @ 16°

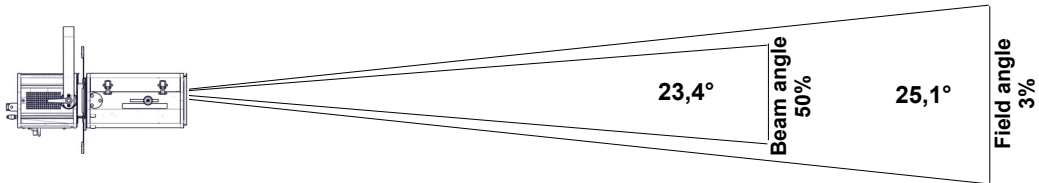
Field lumens	Beam lumens	Efficacy	Beam intensity	CCT	Delta uv
5 640 Lm		34 Lm/W	122 100 Cd	6 500 K	0.003



Distance	5 m	10 m	15 m	20 m	25 m	30 m
Field diameter	1,4 m	2,8 m	4,2 m	5,6 m	7 m	8,4 m
Illumination	4 900 lux	1 250 lux	550 lux	310 lux	200 lux	140 lux
Distance	15 ft	35 ft	50 ft	65 ft	80 ft	100 ft
Field diameter	4,2 ft	9,8 ft	14,1 ft	18,3 ft	22,5 ft	28,1 ft
Illumination	550 fc	100 fc	49 fc	29 fc	20 fc	13 fc

• Optics @ 25°

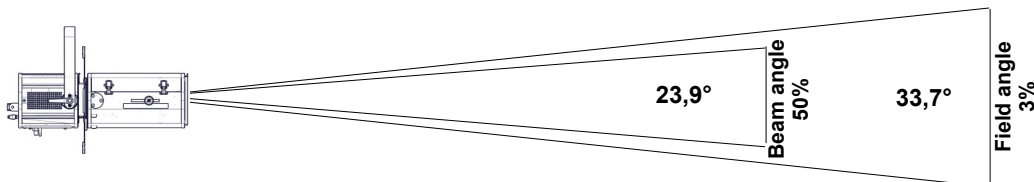
Field lumens	Beam lumens	Efficacy	Beam intensity	CCT	Delta uv
5 510 Lm		33 Lm/W	43 200 Cd	6 540 K	0.0039



Distance	5 m	10 m	15 m	20 m	25 m	30 m
Field diameter	2,2 m	4,5 m	6,7 m	8,9 m	11,1 m	13,4 m
Illumination	1 750 lux	440 lux	200 lux	110 lux	70 lux	49 lux
Distance	15 ft	35 ft	50 ft	65 ft	80 ft	100 ft
Field diameter	6,7 ft	15,6 ft	22,3 ft	28,9 ft	35,6 ft	44,5 ft
Illumination	200 fc	36 fc	18 fc	11 fc	7 fc	5 fc

• Optics @ 35°

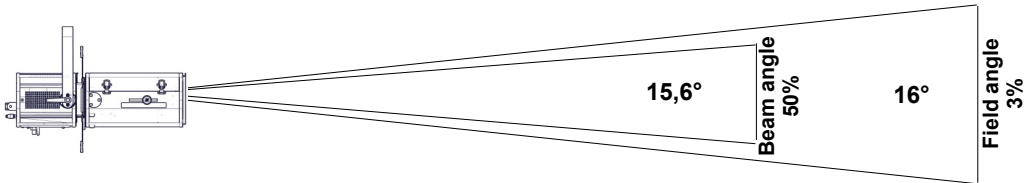
Field lumens	Beam lumens	Efficacy	Beam intensity	CCT	Delta uv
5 420 Lm		33 Lm/W	34 300 Cd	6 560 K	0.001



Distance	5 m	10 m	15 m	20 m	25 m	30 m
Field diameter	3 m	6,1 m	9,1 m	12,1 m	15,1 m	18,2 m
Illumination	1 400 lux	350 lux	160 lux	90 lux	55 lux	39 lux
Distance	15 ft	35 ft	50 ft	65 ft	80 ft	100 ft
Field diameter	9,1 ft	21,2 ft	30,3 ft	39,4 ft	48,5 ft	60,6 ft
Illumination	160 fc	29 fc	14 fc	9 fc	6 fc	4 fc

• Optics @ 16°

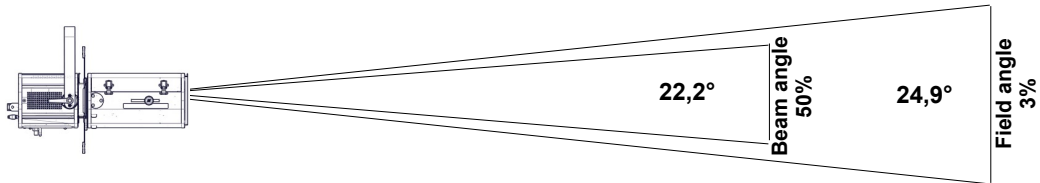
Field lumens	Beam lumens	Efficacy	Beam intensity	CCT	Delta uv
3 800 Lm		39 Lm/W	91 000 Cd	3 240 K	0.0018



Distance	5 m	10 m	15 m	20 m	25 m	30 m
Field diameter	1,4 m	2,8 m	4,2 m	5,6 m	7 m	8,4 m
Illumination	3 650 lux	920 lux	410 lux	230 lux	150 lux	110 lux
Distance	15 ft	35 ft	50 ft	65 ft	80 ft	100 ft
Field diameter	4,2 ft	9,8 ft	14,1 ft	18,3 ft	22,5 ft	28,1 ft
Illumination	410 fc	75 fc	37 fc	22 fc	15 fc	10 fc

• Optics @ 25°

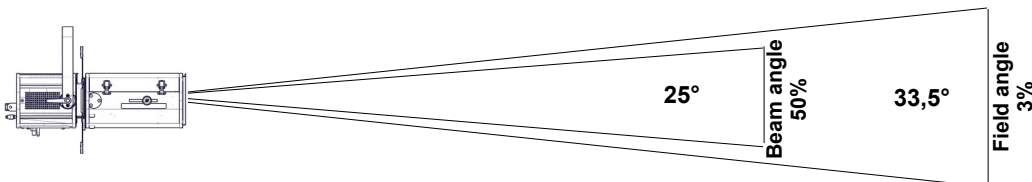
Field lumens	Beam lumens	Efficacy	Beam intensity	CCT	Delta uv
3 610 Lm		37 Lm/W	36 800 Cd	3 210 K	0.0021



Distance	5 m	10 m	15 m	20 m	25 m	30 m
Field diameter	2,2 m	4,4 m	6,6 m	8,8 m	11 m	13,2 m
Illumination	1 500 lux	370 lux	170 lux	95 lux	60 lux	41 lux
Distance	15 ft	35 ft	50 ft	65 ft	80 ft	100 ft
Field diameter	6,6 ft	15,5 ft	22,1 ft	28,7 ft	35,3 ft	44,2 ft
Illumination	170 fc	31 fc	15 fc	9 fc	6 fc	4 fc

• Optics @ 35°

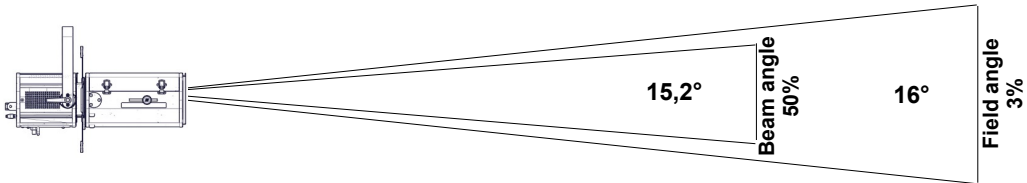
Field lumens	Beam lumens	Efficacy	Beam intensity	CCT	Delta uv
3 820 Lm		39 Lm/W	23 800 Cd	3 200 K	0.0018



Distance	5 m	10 m	15 m	20 m	25 m	30 m
Field diameter	3 m	6 m	9 m	12 m	15 m	18,1 m
Illumination	960 lux	240 lux	110 lux	60 lux	39 lux	27 lux
Distance	15 ft	35 ft	50 ft	65 ft	80 ft	100 ft
Field diameter	9 ft	21,1 ft	30,1 ft	39,1 ft	48,2 ft	60,2 ft
Illumination	110 fc	20 fc	10 fc	6 fc	4 fc	3 fc

• Optics @ 16°

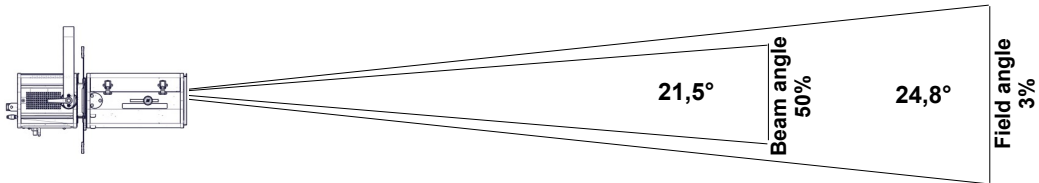
Field lumens	Beam lumens	Efficacy	Beam intensity	CCT	Delta uv
3 840 Lm		39 Lm/W	91 400 Cd	3 040 K	0.0018



Distance	5 m	10 m	15 m	20 m	25 m	30 m
Field diameter	1,4 m	2,8 m	4,2 m	5,6 m	7 m	8,4 m
Illumination	3 700 lux	920 lux	410 lux	230 lux	150 lux	110 lux
Distance	15 ft	35 ft	50 ft	65 ft	80 ft	100 ft
Field diameter	4,2 ft	9,8 ft	14,1 ft	18,3 ft	22,5 ft	28,1 ft
Illumination	410 fc	75 fc	37 fc	22 fc	15 fc	10 fc

• Optics @ 25°

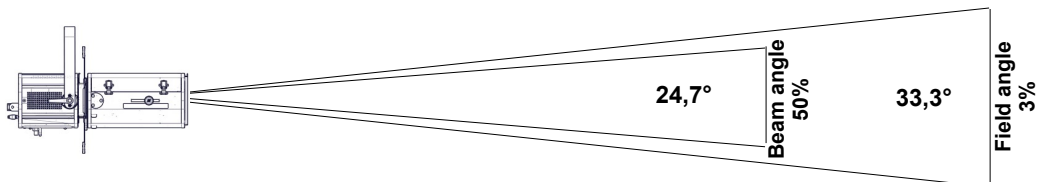
Field lumens	Beam lumens	Efficacy	Beam intensity	CCT	Delta uv
3 610 Lm		37 Lm/W	38 000 Cd	3 020 K	0.0018



Distance	5 m	10 m	15 m	20 m	25 m	30 m
Field diameter	2,2 m	4,4 m	6,6 m	8,8 m	11 m	13,2 m
Illumination	1 550 lux	390 lux	170 lux	100 lux	65 lux	43 lux
Distance	15 ft	35 ft	50 ft	65 ft	80 ft	100 ft
Field diameter	6,6 ft	15,4 ft	22 ft	28,6 ft	35,2 ft	44 ft
Illumination	170 fc	32 fc	16 fc	9 fc	6 fc	4 fc

• Optics @ 35°

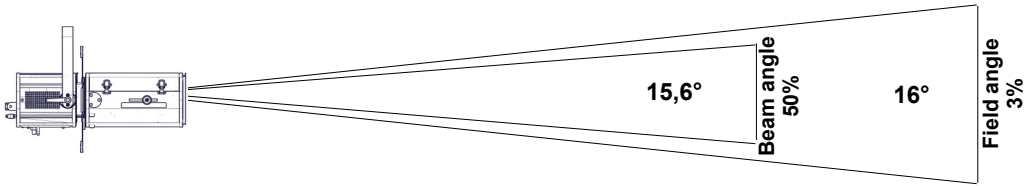
Field lumens	Beam lumens	Efficacy	Beam intensity	CCT	Delta uv
3 820 Lm		39 Lm/W	24 200 Cd	3 010 K	0.0019



Distance	5 m	10 m	15 m	20 m	25 m	30 m
Field diameter	3 m	6 m	9 m	12 m	15 m	17,9 m
Illumination	970 lux	250 lux	110 lux	65 lux	39 lux	27 lux
Distance	15 ft	35 ft	50 ft	65 ft	80 ft	100 ft
Field diameter	9 ft	20,9 ft	29,9 ft	38,9 ft	47,9 ft	59,8 ft
Illumination	110 fc	20 fc	10 fc	6 fc	4 fc	3 fc

• Optics @ 16°

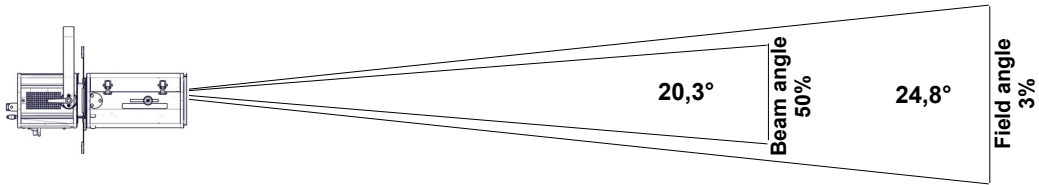
Field lumens	Beam lumens	Efficacy	Beam intensity	CCT	Delta uv
4 030 Lm		37 Lm/W	92 100 Cd	6 170 K	0.003



Distance	5 m	10 m	15 m	20 m	25 m	30 m
Field diameter	1,4 m	2,8 m	4,2 m	5,6 m	7 m	8,4 m
Illumination	3 700 lux	930 lux	410 lux	240 lux	150 lux	110 lux
Distance	15 ft	35 ft	50 ft	65 ft	80 ft	100 ft
Field diameter	4,2 ft	9,8 ft	14,1 ft	18,3 ft	22,5 ft	28,1 ft
Illumination	410 fc	80 fc	37 fc	22 fc	15 fc	10 fc

• Optics @ 25°

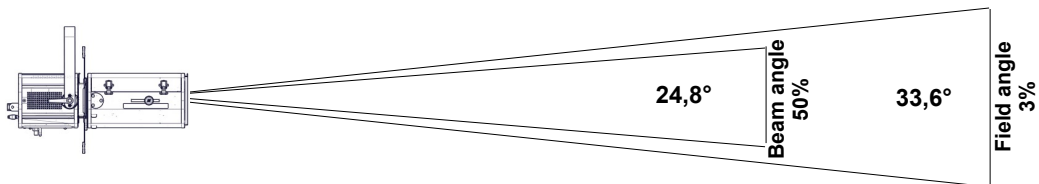
Field lumens	Beam lumens	Efficacy	Beam intensity	CCT	Delta uv
3 870 Lm		35 Lm/W	41 900 Cd	6 110 K	0.0035



Distance	5 m	10 m	15 m	20 m	25 m	30 m
Field diameter	2,2 m	4,4 m	6,6 m	8,8 m	11 m	13,2 m
Illumination	1 700 lux	420 lux	190 lux	110 lux	70 lux	47 lux
Distance	15 ft	35 ft	50 ft	65 ft	80 ft	100 ft
Field diameter	6,6 ft	15,4 ft	22 ft	28,6 ft	35,2 ft	44 ft
Illumination	190 fc	35 fc	17 fc	10 fc	7 fc	5 fc

• Optics @ 35°

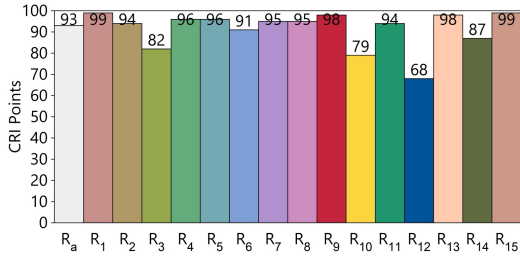
Field lumens	Beam lumens	Efficacy	Beam intensity	CCT	Delta uv
3 950 Lm		36 Lm/W	24 700 Cd	6 070 K	0.0036



Distance	5 m	10 m	15 m	20 m	25 m	30 m
Field diameter	3 m	6 m	9,1 m	12,1 m	15,1 m	18,1 m
Illumination	990 lux	250 lux	110 lux	65 lux	40 lux	28 lux
Distance	15 ft	35 ft	50 ft	65 ft	80 ft	100 ft
Field diameter	9,1 ft	21,1 ft	30,2 ft	39,2 ft	48,3 ft	60,4 ft
Illumination	110 fc	21 fc	10 fc	6 fc	4 fc	3 fc

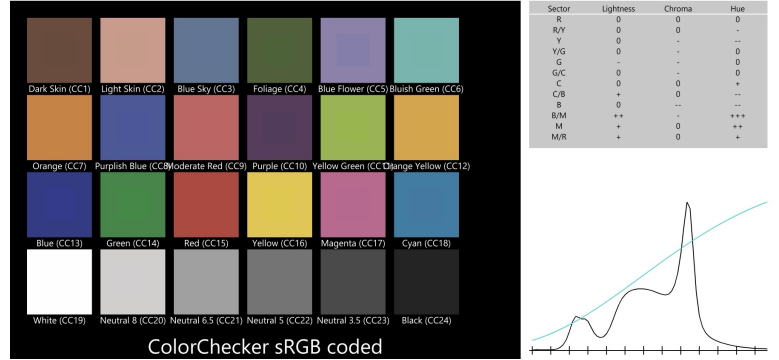
CCT	DeltaUV	CRI Ra	CRI R9	CQS Qa	TM30-18 Rf	TM30-18 Rg	TLCI	SSI [3061]
3 060K	0.0022	93	98	92	91	103	86	68

CRI - CIE Colour Rendering Index

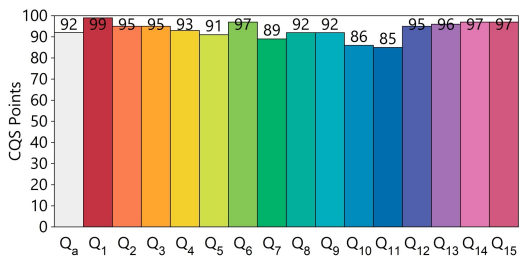


TLCI - Television Lighting Consistency Index

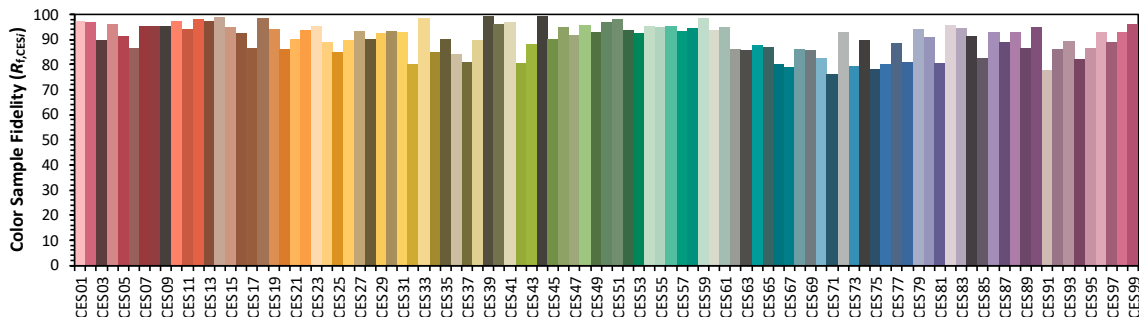
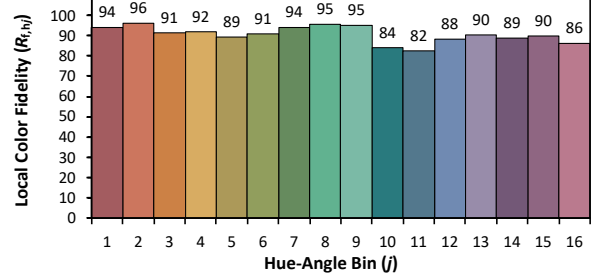
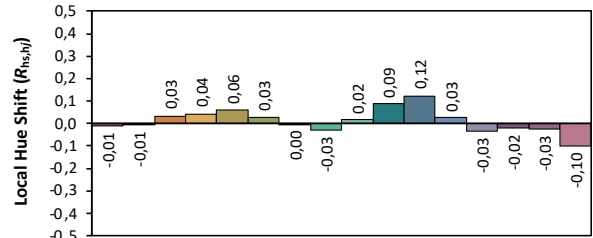
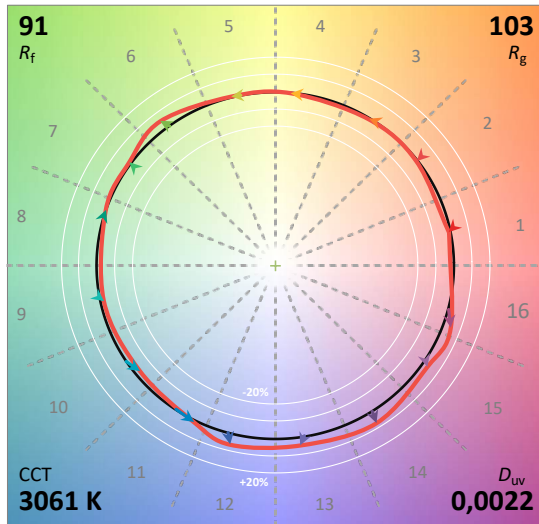
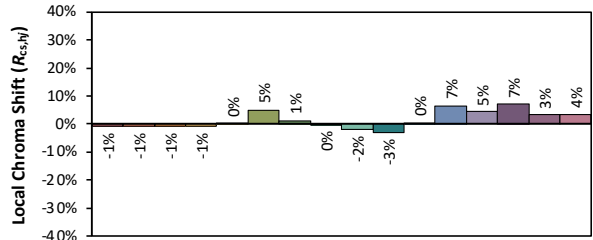
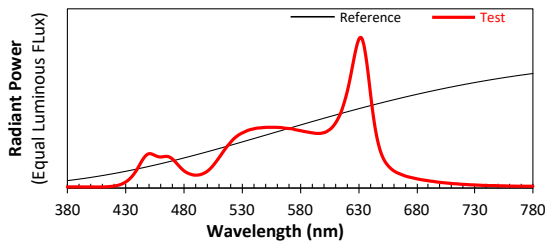
Test : CCT = P3061 (+0.4)
 TLCI-2012 : 86 (P3061)



CQS - NIST Colour Quality Scale



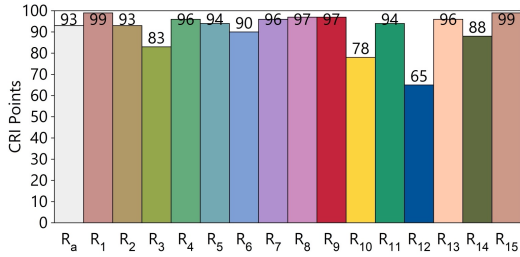
ANSI/IES TM-30-18 Colour Rendition Report



Colours are for visual orientation purposes only. Created with the IES TM-30-18 Calculator Version 2.00

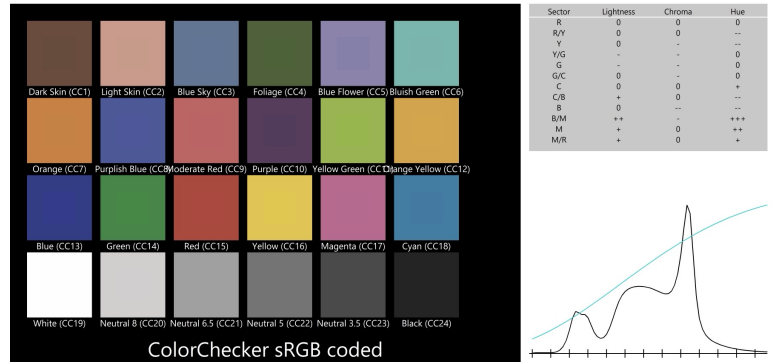
CCT	DeltaUV	CRI Ra	CRI R9	CQS Qa	TM30-18 Rf	TM30-18 Rg	TLCI	SSI [3261]
3 260K	0.0024	93	97	92	90	102	87	68

CRI - CIE Colour Rendering Index

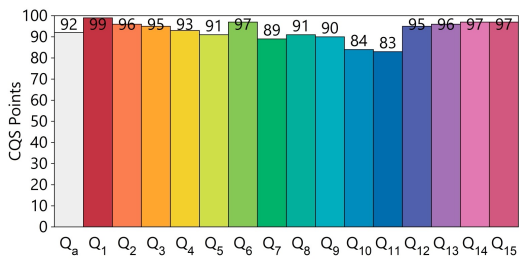


TLCI - Television Lighting Consistency Index

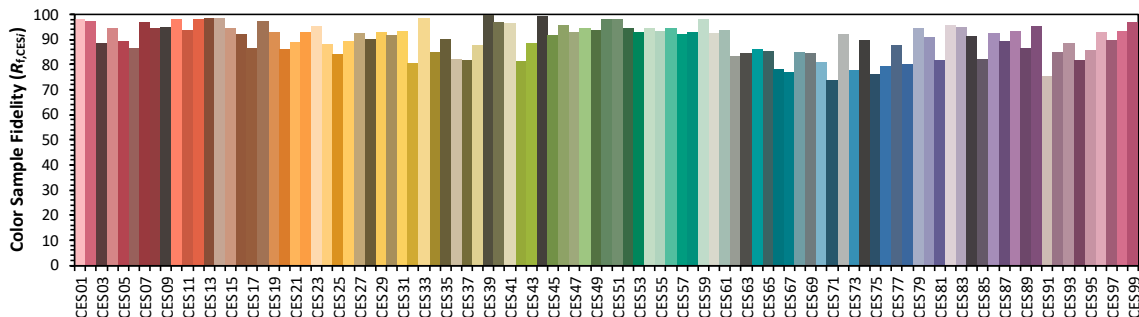
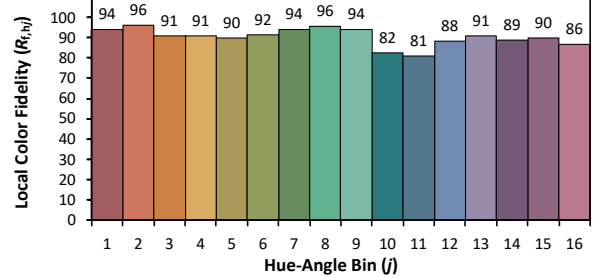
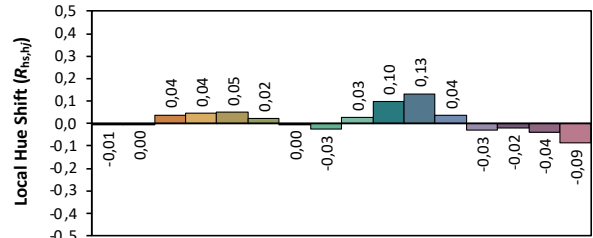
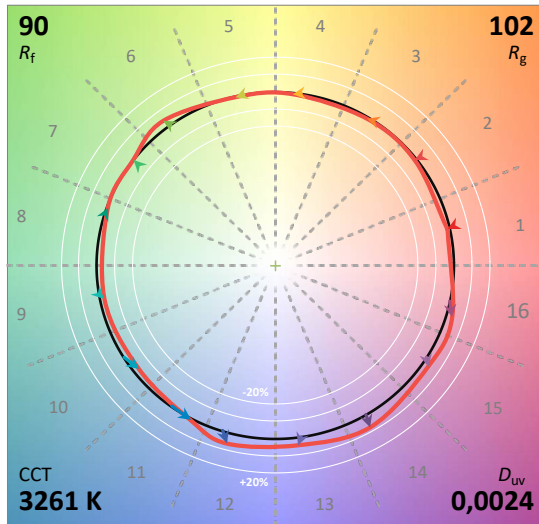
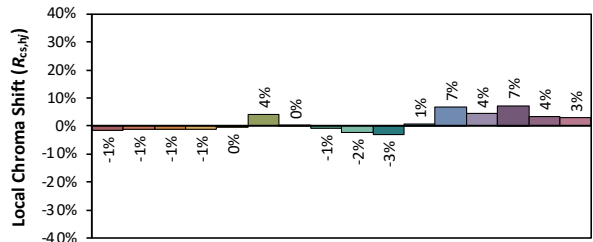
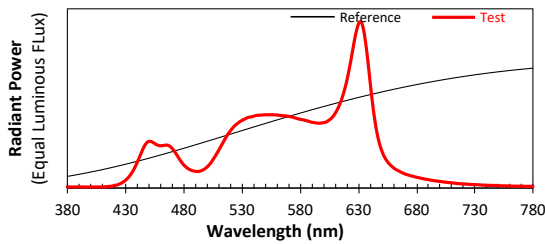
Test : CCT = P3261 (+0.4)
 TLCI-2012 : 87 (P3261)



CQS - NIST Colour Quality Scale

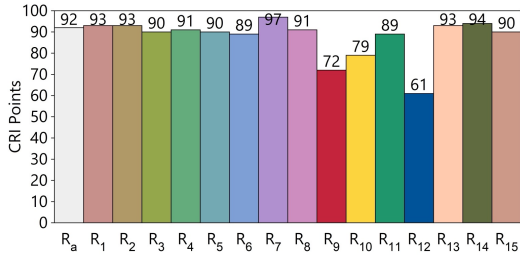


ANSI/IES TM-30-18 Colour Rendition Report



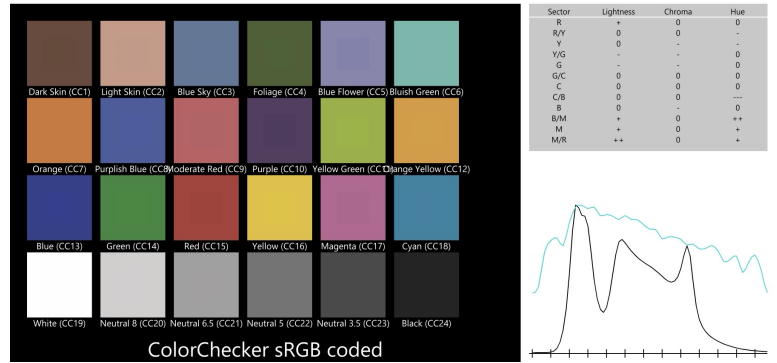
CCT	DeltaUV	CRI Ra	CRI R9	CQS Qa	TM30-18 Rf	TM30-18 Rg	TLCI	SSI [6327]
6 330K	0.0067	92	72	89	88	97	89	64

CRI - CIE Colour Rendering Index

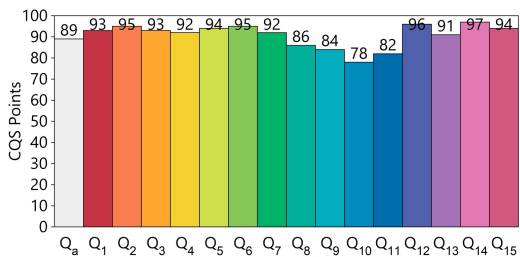


TLCI - Television Lighting Consistency Index

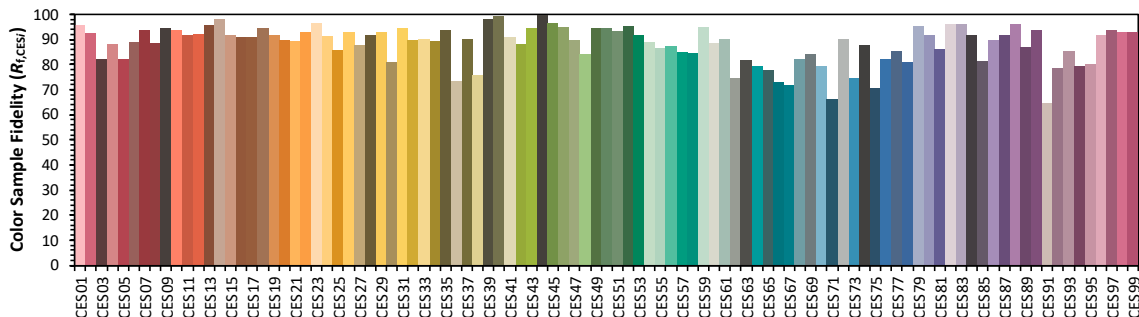
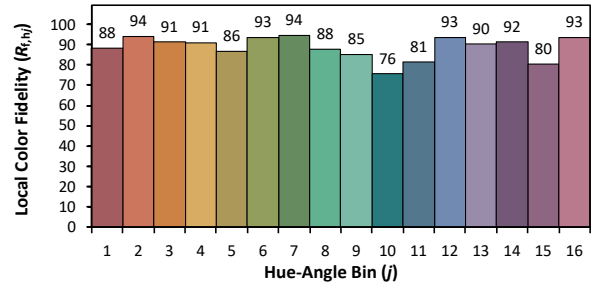
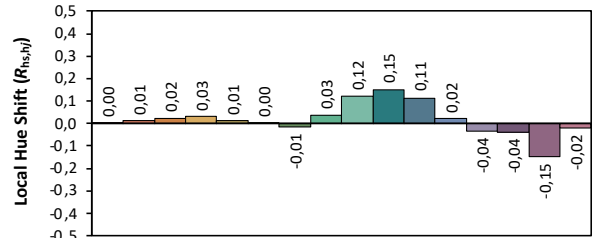
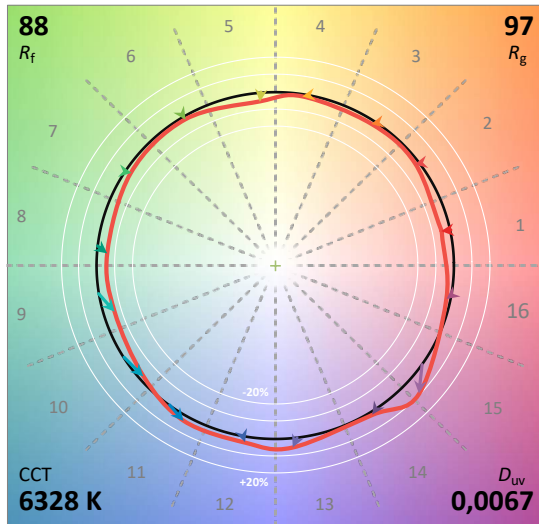
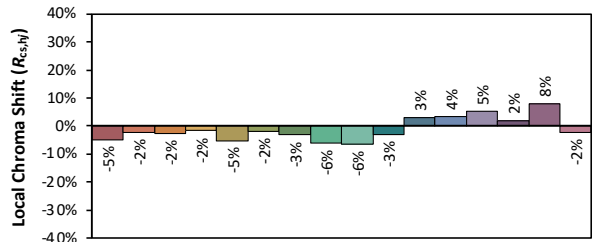
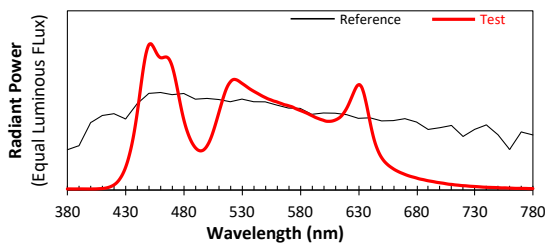
Test : CCT = D6328 (+0.6)
 TLCI-2012 : 89 (D6328)



CQS - NIST Colour Quality Scale



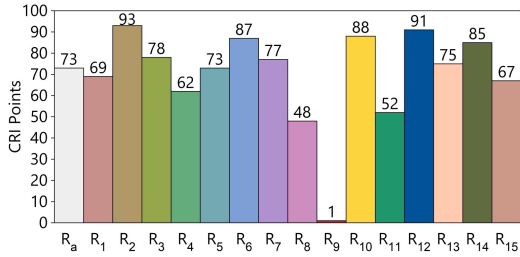
ANSI/IES TM-30-18 Colour Rendition Report



Colours are for visual orientation purposes only. Created with the IES TM-30-18 Calculator Version 2.00

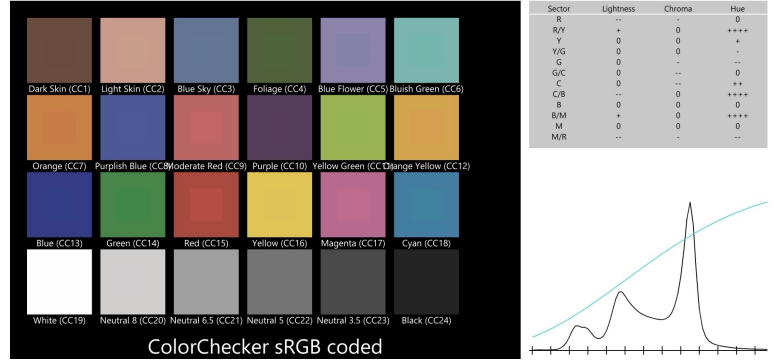
CCT	DeltaUV	CRI Ra	CRI R9	CQS Qa	TM30-18 Rf	TM30-18 Rg	TLCI	SSI [3212]
3 210K	0.0044	73	1	84	84	108	71	59

CRI - CIE Colour Rendering Index

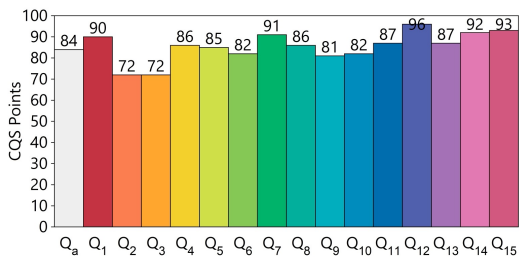


TLCI - Television Lighting Consistency Index

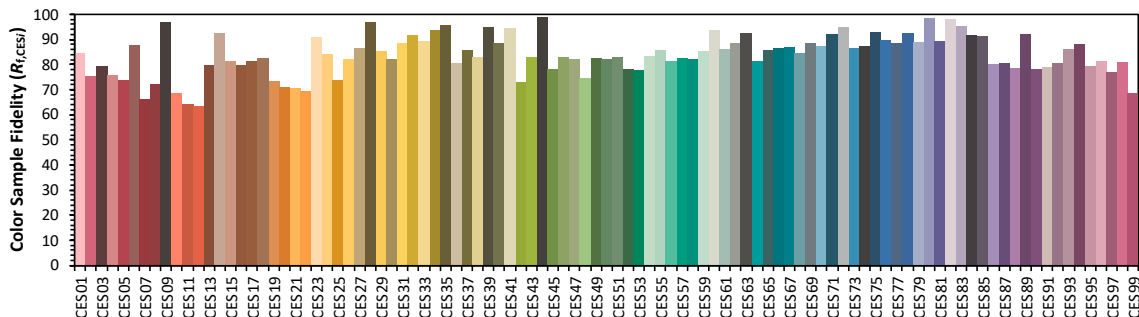
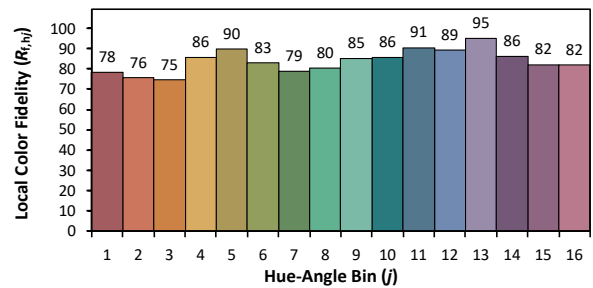
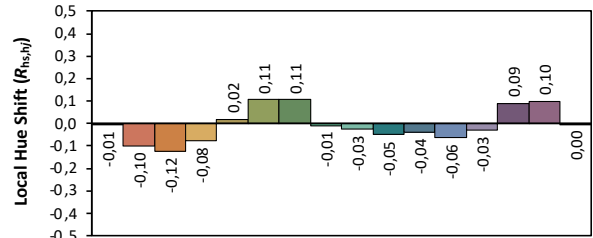
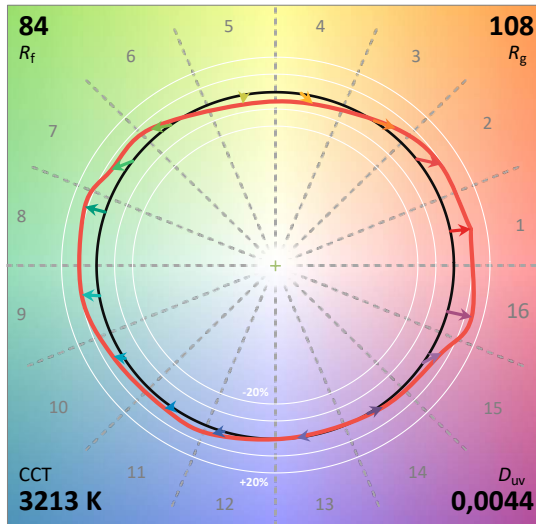
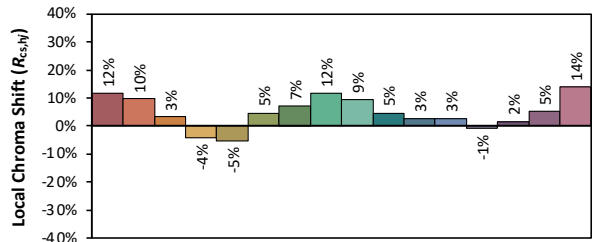
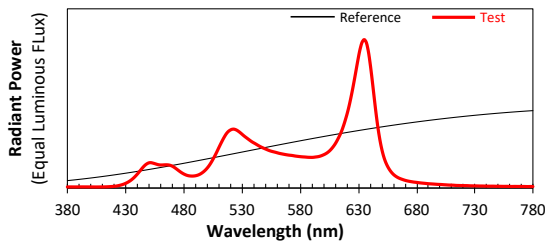
Test : CCT = P3213 (+0.8)
 TLCI-2012 : 71 (P3213)



CQS - NIST Colour Quality Scale



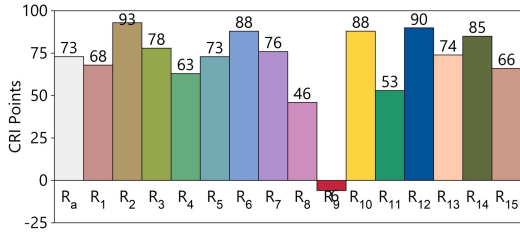
ANSI/IES TM-30-18 Colour Rendition Report



Colours are for visual orientation purposes only. Created with the IES TM-30-18 Calculator Version 2.00

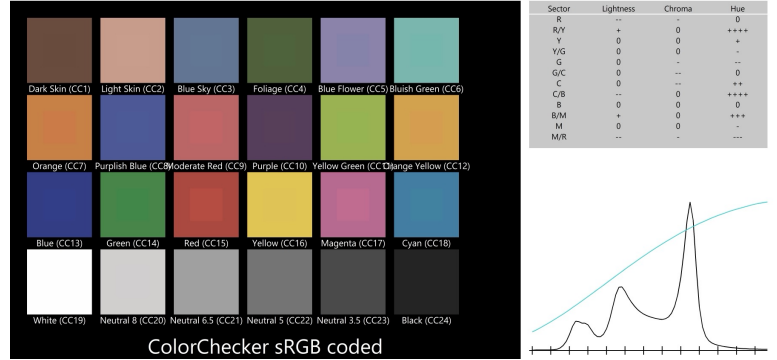
CCT	DeltaUV	CRI Ra	CRI R9	CQS Qa	TM30-18 Rf	TM30-18 Rg	TLCI	SSI [3416]
3 420K	0.0047	73	-6	84	83	109	70	58

CRI - CIE Colour Rendering Index

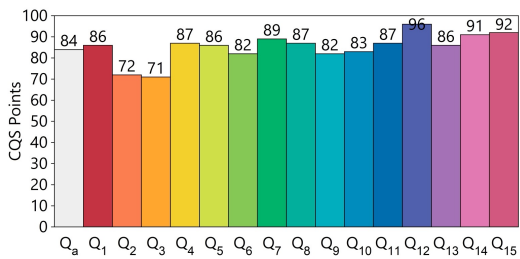


TLCI - Television Lighting Consistency Index

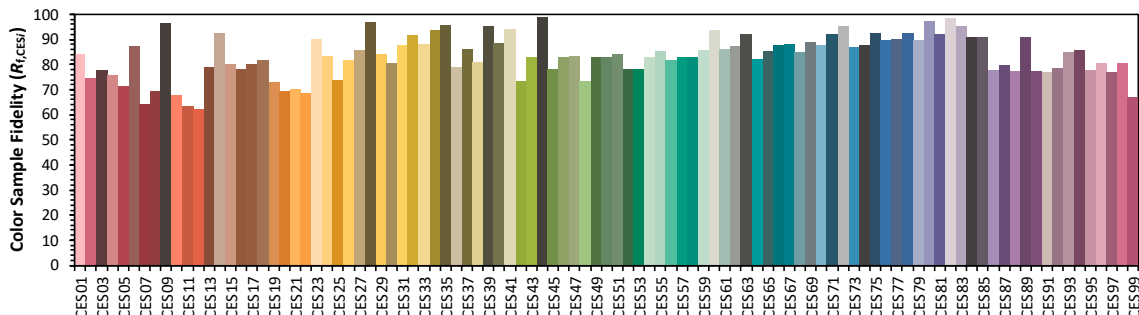
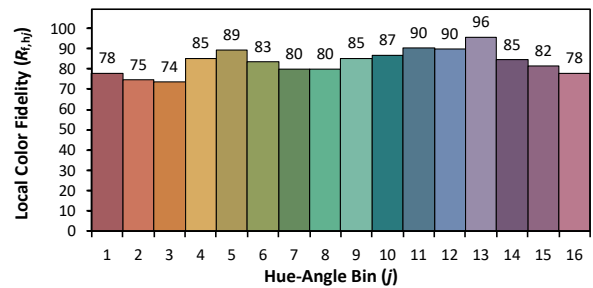
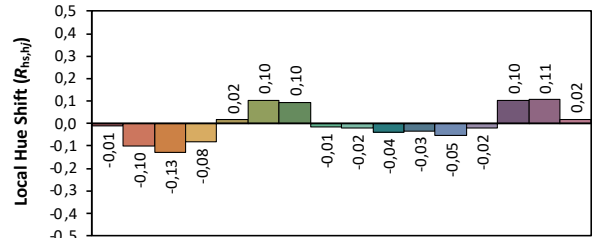
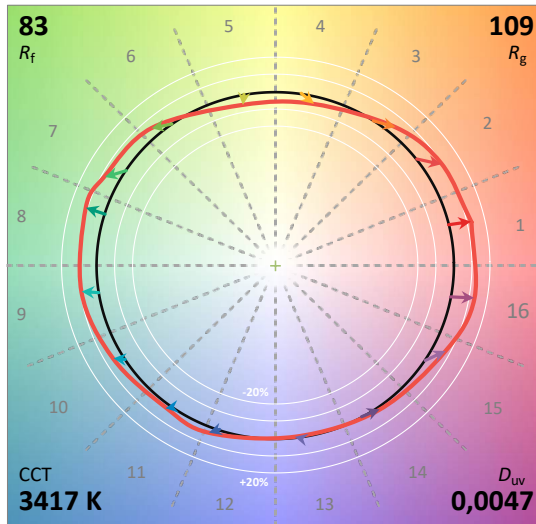
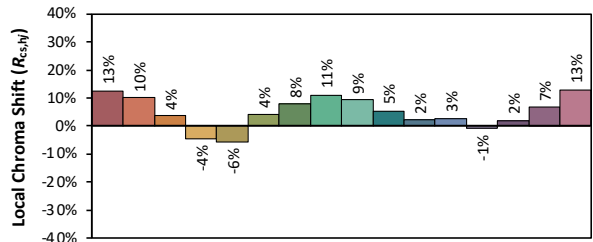
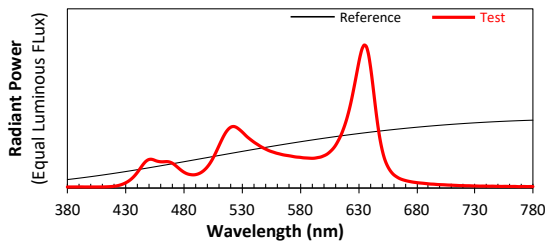
Test : CCT = M3416 (+0.9)
 TLCI-2012 : 70 (M3416)



CQS - NIST Colour Quality Scale



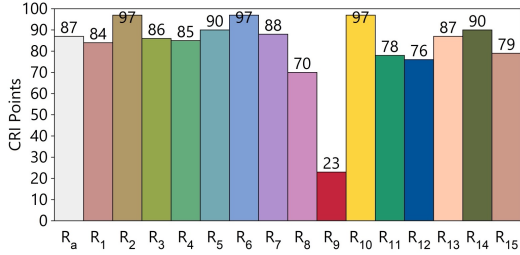
ANSI/IES TM-30-18 Colour Rendition Report



Colours are for visual orientation purposes only. Created with the IES TM-30-18 Calculator Version 2.00

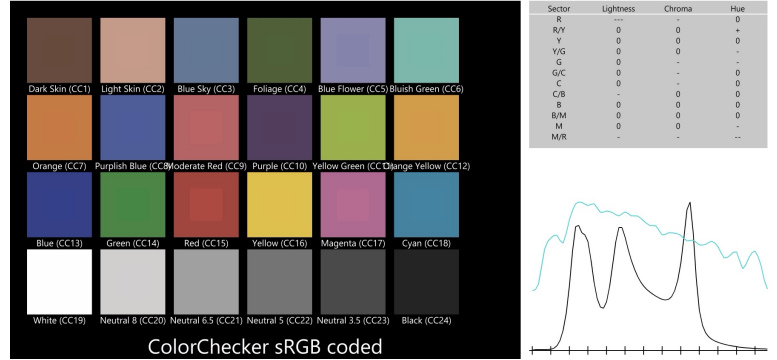
CCT	DeltaUV	CRI Ra	CRI R9	CQS Qa	TM30-18 Rf	TM30-18 Rg	TLCI	SSI [6288]
6 290K	0.0072	87	23	91	88	105	86	59

CRI - CIE Colour Rendering Index

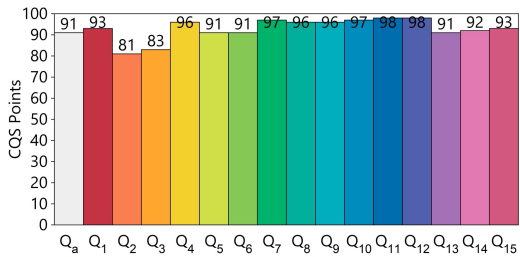


TLCI - Television Lighting Consistency Index

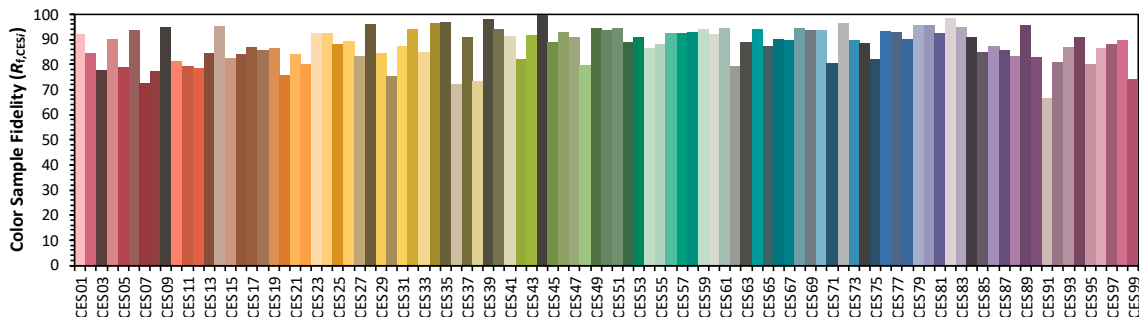
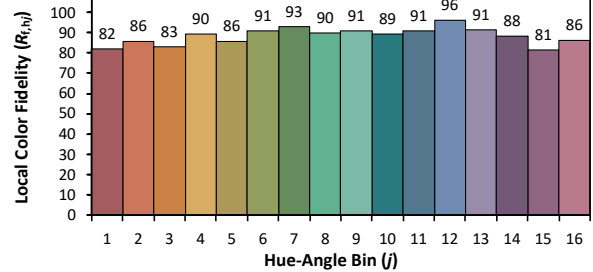
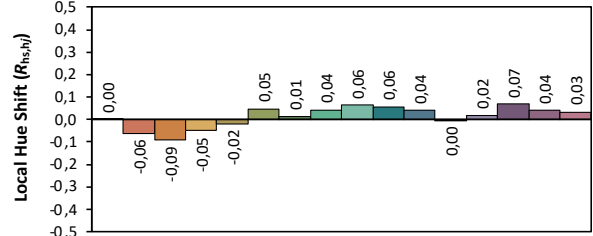
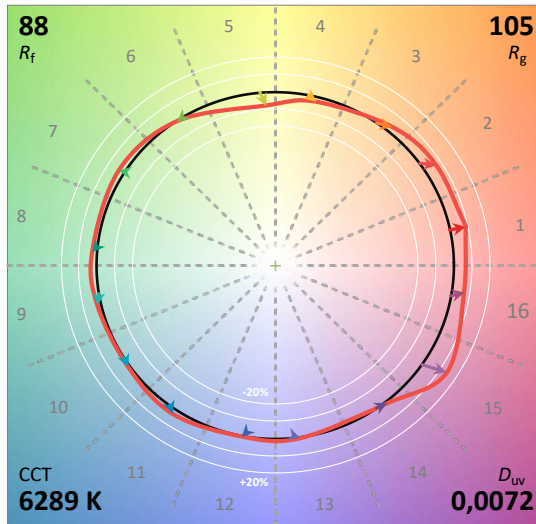
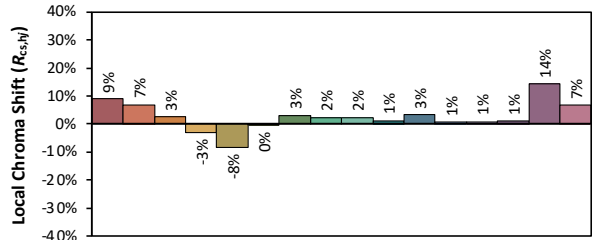
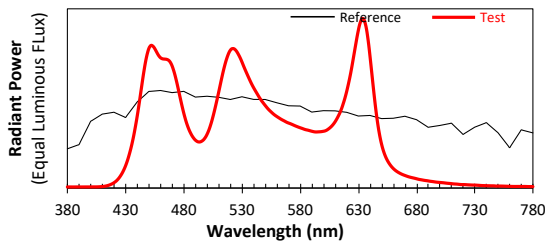
Test : CCT = D6288 (+0.7)
 TLCI-2012 : 86 (D6288)



CQS - NIST Colour Quality Scale



ANSI/IES TM-30-18 Colour Rendition Report



Colours are for visual orientation purposes only. Created with the IES TM-30-18 Calculator Version 2.00