

SULLY - 654CSX CW

650SX - LED 115 W



- **Type:** Profile spot
- **Source:** LED 115 W
- **Optics:** 16° to 35° zoom
16° to 35° configuration possible
- **Colour temperature:** Cool White
- **Standard:** 110 V North american

Profile spot

The new classic theatre zoom profile in LED version

The Sully 650SX Series is a variable zoom profile range featuring a high-quality 115 W cool white LED source that delivers a first-class white light and an output that exceeds a 2500 W tungsten luminaire equipped with CTB filter. Combining this new LED engine with the proven optics of the renowned 600SX Series, Sully profile offers accurate framing and superb gobo projection. The LED compartment of the Sully profile can be swapped with those of the 600SX Series (as well as with those of Aledin 630SX or Quincy 420SX Series). It is equally happy on stage, overhead, on side booms or prosceniums, in opera houses, theatres and studios, where "daylight" rendering is required.

Features

- **Multi-function double gate:** simultaneous use of gobos and iris. Sharp focus of both gobo and shutter
- **Shutter gate:** up to 8 shutters. Remove shutters for easy maintenance or tuck fully inside gate for secure transport
- **User-friendly shutter-lock system:** secures shutters' setting in any circumstances (locking efficient up to 4 shutters)
- **Universal gobo holder:** "A" size glass and metal gobo
- **Lens tube lock feature:** secures rotating lens tube against unwanted movement
- **90° rotating lens tube / gate / front accessories holder:** rotation of the projected image is always possible – no need to move the yoke
- **Internal glass filter holder:** long term use of durable coloured, dichroic or textured glass
- **Adjustable response time:** choice of fast or slow dimming for tungsten-like simulation - adjustment by DMX protocol
- **Ethernet-DMX node:** data IN through RJ45 connector; data OUT through DMX for daisy chaining
- **Universal data control:** compatible with DMX, RDM, Art-Net, sACN protocols
- **Remote setup:** all parameters can be adjusted by RDM protocol or by web interface
- **PWM adjustment:** choice of different PWM dimming frequencies - continuous mode available
- **Dimming parameters:** choice of square or linear dimming curves
- **Local setup (optional):** DMX address and mode, dimming curve and response time through 4-button display with automatic light switch-off
- **DMX:** 8 or 16 bit dimming, response time and strobe function
- **Easy focus reference:** graduated scale on side of the unit; fast and easy refocusing
- **Tilt reference on hanging yoke:** index for rapid re-positioning

Optical

- **Long life:** outstanding operational lifetime expectation, no need to replace lamps, low maintenance
- **Choice of colour temperature:** warm or cool white LED compartment can be easily swapped
- **SX optical system:** double condenser optics for exceptional optical quality
- **Optional coated double condenser optics:** up to 15% more light output
- **Variable zoom optics:** sharp focus at every beam angle. Independent control of image size and focus. Focus handles on both sides
- **Electronic dimmer:** dimming without clipping or cut-out at low intensity levels; high quality smoothing
- **No colour shift:** colour temperature remains the same when dimming

Construction

- **Made in France :** fully manufactured in Robert Juliat premises retaining complete control over all aspects of quality
- **PSU:** built-in electronic flicker-free power supply for easy, plug-and-play installation
- **Power connectors:** compatible powerCON® TRUE1 IN and OUT connectors for daisy chaining
- **Silent-running cooling fans:** ideal for TV studios and opera houses
- **Electronic thermal management system:** ensures maximum performance of the system without any risk of overheating
- **Bodywork:** strong sheet metal construction for durability
- **Captive knobs and handles:** additional security when working at height or in transit
- **Spare parts and accessories:** interchangeable across the tungsten, discharge or LED ranges, reducing running costs
- **Easy access to all parts:** easy cleaning and maintenance

Picture:654SX

DSEN388_654CSX_CW - 03/04/2025


Robert Juliat reserves the right to change or alter any of the items detailed on this page, to increase or improve manufacturing techniques without prior notice.

Robert Juliat S.A.S., 32 rue de Beaumont, 60530 Fresnoy-en-Thelle - France
Telephone : +33 (0)3 44 26 51 89 - info@robertjuliat.fr - www.robertjuliat.com



ROBERT JULIAT

Source (Light quality report(s) available at the end of the document)



- **Lamp type:** LED
- **Power:** 115 W

LED specifications	Power *	Lumen output*	Colour temperature*	CRI*
LED 115W CW	115 W	14 300 lm	5700K	93

(*) manufacturer's data

Optics

Characteristics

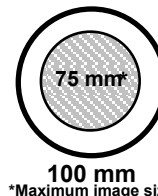
- **Type:** Zoom
- **Range:** 16° to 35° (Field angle)
16° to 35° configuration possible
- **Focal length:** 131 - 268 mm

Gel filter

- **Shape:** Square
- **Standard size:** 191x191 mm (7.5x7.5 in)

Gobo

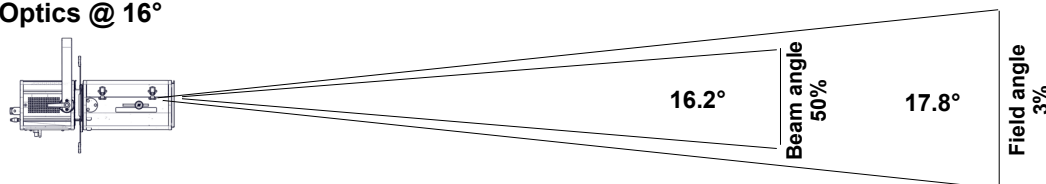
- **Size:** A
- **Material:** Metal
Glass



Photometrics (Photometrics report(s) available at the end of the document)

optics: 16°-35° / Standard

• **Optics @ 16°**



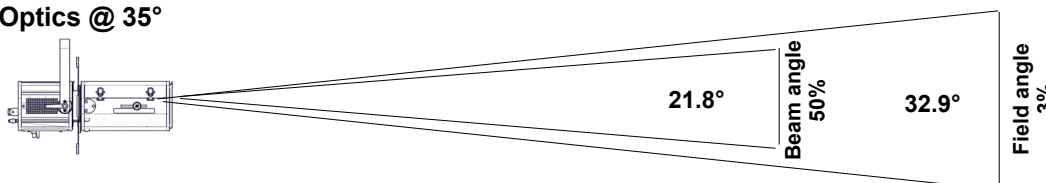
Beam intensity
162 300 cd

Field lumens
8 040 lm

Efficacy
61 lm/W

Distance	5 m	10 m	15 m	20 m	25 m	30 m
Diameter	1.6 m	3.1 m	4.7 m	6.3 m	7.8 m	9.4 m
Illumination	6 500 lux	1 650 lux	730 lux	410 lux	260 lux	190 lux
Distance	15 ft	35 ft	50 ft	65 ft	80 ft	100 ft
Diameter	4.7 ft	11 ft	15.7 ft	20.4 ft	25.1 ft	31.3 ft
Illumination	730 fc	140 fc	65 fc	39 fc	26 fc	17 fc

• **Optics @ 35°**



Beam intensity
69 000 cd

Field lumens
8 760 lm

Efficacy
66 lm/W

Distance	5 m	10 m	15 m	20 m	25 m	30 m
Diameter	3 m	5.9 m	8.9 m	11.8 m	14.8 m	17.7 m
Illumination	2 800 lux	700 lux	310 lux	180 lux	120 lux	80 lux
Distance	15 ft	35 ft	50 ft	65 ft	80 ft	100 ft
Diameter	8.9 ft	20.7 ft	29.5 ft	38.4 ft	47.2 ft	59.1 ft
Illumination	310 fc	60 fc	28 fc	17 fc	11 fc	7 fc

Remote control

- **Data protocol:** USITT DMX512-A
RDM / Art-Net / sACN

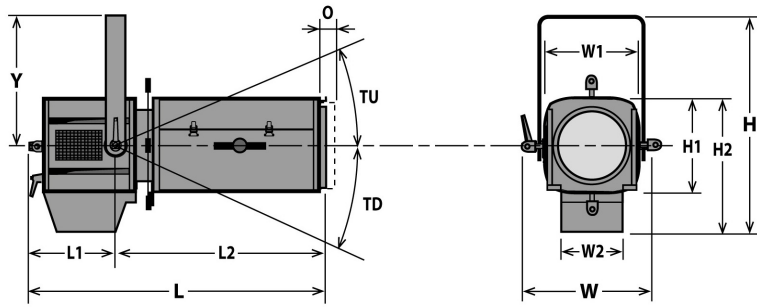
- **Data IN connector:** 5 pins XLR male + etherCON RJ45
- **Data OUT connector** 5 pins XLR female



• **DMX chart:**

Mode 1 (1 channels)	Mode 2 (2 channels)	Mode 3 (5 channels)	Mode 4 (6 channels)
Dimmer	Dimmer Dimmer fine	Dimmer Strobe duration Strobe speed Response time Control mode	Dimmer Dimmer fine Strobe duration Strobe speed Response time Control mode

Dimensions and weight



Weight: 13.6 kg (29.9 lbs)

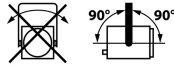
Height	Length	Width	Yoke	Tilt	Option
H= 473 mm (18.6 in)	L= 696 mm (27.4 in)	W= 330 mm (13 in)	Y= 280 mm (11 in)	TU= 63°	O= 25 mm (1 in)
H1= 208 mm (8.2 in)	L1= 240 mm (9.4 in)	W1= 208 mm (8.2 in)		TD= 90°	
H2= 294 mm (11.6 in)	L2= 456 mm (18 in)	W2= 136 mm (5.4 in)			

Shipping

- **Weight :** 16.6 kg (36.5 lbs)
- **Volume :** .13 m³ (4.59 ft³)

Installation

- **Minimum distance to illuminated surface:** 0.8 m (2.6 ft)
- **Operating position:**



Construction

- **Housing:** Steel sheet - Aluminium
- **Colour:** Black
- **Cooling:** Low noise variable fan
- **Maximum ambient temperature (Ta):** 40°C (104°F)
- **Maximum case temperature (Tc):** 52°C (125.6°F)
- **Total heat dissipation:** 461 BTU/h
- **Ingress Protection (IP) rating:** IP20

Electrical compatibility

- 220/230 V - 50 Hz
- 245 V - 50 Hz
- 110/120 V - 60 Hz
- 208 V - 60 Hz
- 220/230 V - 60 Hz
- 100 V - 50 Hz
- 100 V - 60 Hz
- Selector: automatic detection

Power input



- **Type:** removable power cord with compatible powerCON® TRUE1 connector (included)
- **Cable:** 14 AWG SJ type (UL/CSA)
- **Length:** 1.5 m (4.9 ft)
- **Power connector:** without connector

Power consumption

Voltage	Frequency	Current	Power	Power factor
120 V	60 Hz	1.15 A	135 W	0.98
230 V	50 Hz	0.7 A	130 W	0.81
100 V	60 Hz	1.4 A	135 W	0.96

Power Supply Unit

- **PSU:** Internal - Electronic PSU - Flicker free with PFC
- **Control:** / DMX
- **Protection:** Mains: 2x 6.3A 5x20 T fuses /
- **Power thru:** compatible powerCON® TRUE1 - Maximum of 22 units (230 V) / 12 units (120 V)

Approvals



Warranty

- **Fixture: 3 years - Source: 5 years**
See General Sales Condition on website





Acoustics

- **Noise level:** < 22,8 dB(A)












Model







654CSX CW	LED 115 W Profile spot - 654CSX CW Sully - Cool White - 16/35° - North american standard
------------------	--

Options

CAV600C	Double slot front cassette for 191x191mm (7-1/2") accessories	
APH 68LEDM	Double-condenser set for Led profile	
FCD600PV	Angled yoke	
DISP2	Display and keyboard for local setup	

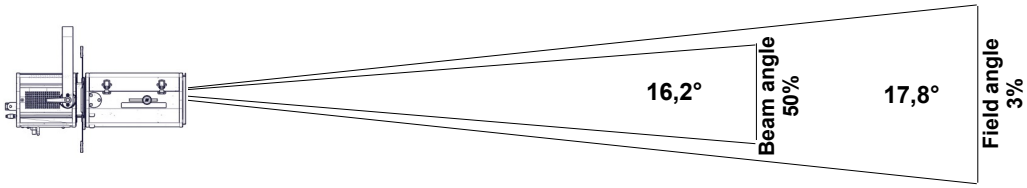
Accessories

D8	Shutter for SX series 4 included	
SGUX	Universal "A" size gobo-holder (metal, glass, frosted glass) 1 included	
IWSX755	Drop-in iris (monoplane) with holder - Weight: 0.26 Kg	
D8	Shutter for SX series	
G500	180x180mm safety grid	
CAV600AC	Double slot front cassette for 191x191mm (7-1/2") accessories - Weight: 0.45 Kg	
APH 68LED	Double-condenser set for Led profile - Weight: 0.58 Kg	
LPCAR-X4	Ø152mm Plano-convex lens with anti-reflective coating for 6X4SX profile - Weight: 0.57 Kg	
T/650CDSX4C	SULLY 200W LED compartment with display - 4 colours - North American standard - 1,50m UL/CSA power cable without plug - Weight: 2.88 Kg	
T/650CDSXCW	SULLY 115W LED compartment with display - Cool White - North American standard - 1,50m UL/CSA power cable without plug - Weight: 2.33 Kg	
T/650CDSXWW	SULLY 115W LED compartment with display - Warm White - North American standard - 1,50m UL/CSA power cable without plug - Weight: 2.33 Kg	
T/650CSXWW	SULLY 115W LED compartment - Warm White - North American standard - 1,50m UL/CSA power cable without plug - Weight: 2.27 Kg	

VD120	120x120mm frosted glass	
FCD600	Angled yoke	
DMXcat	Bluetooth DMX/RDM Multifunction test tool - City Theatrical DMXcat®	
876	Hook clamp 40x10mm with 28mm M10 screw for Ø35 to 50mm pipes - SWL: 50Kg - Weight: 1.25 Kg	
880	Hook clamp 40x10mm with 28mm M10 screw for Ø50 to 63mm pipes - SWL: 50Kg - Weight: 1.36 Kg	
CS2	Safety cable Ø3 mm L= 600mm - SWL: 75 Kg	

• Optics @ 16°

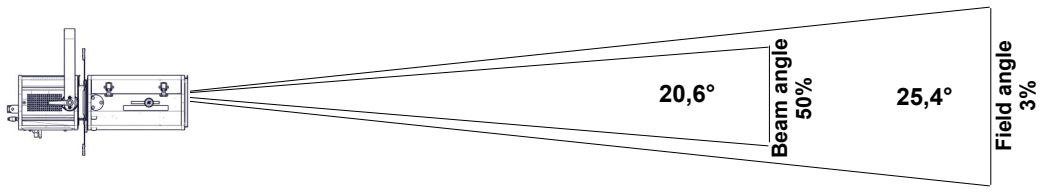
Field lumens	Beam lumens	Efficacy	Beam intensity	CCT	Delta uv
8 040 Lm	7 270 Lm	61 Lm/W	162 300 Cd	5 320 K	0.0027



Distance	5 m	10 m	15 m	20 m	25 m	30 m
Field diameter	1,6 m	3,1 m	4,7 m	6,3 m	7,8 m	9,4 m
Illumination	6 500 lux	1 650 lux	730 lux	410 lux	260 lux	190 lux
Distance	15 ft	35 ft	50 ft	65 ft	80 ft	100 ft
Field diameter	4,7 ft	11 ft	15,7 ft	20,4 ft	25,1 ft	31,3 ft
Illumination	730 fc	140 fc	65 fc	39 fc	26 fc	17 fc

• Optics @ 26°

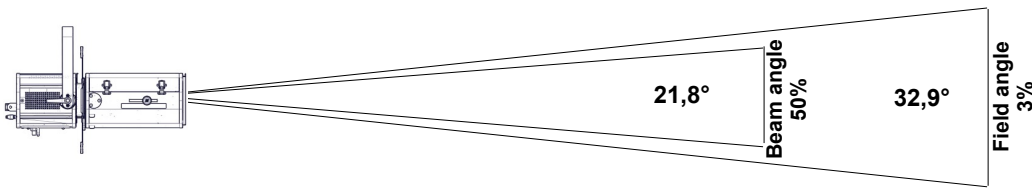
Field lumens	Beam lumens	Efficacy	Beam intensity	CCT	Delta uv
8 150 Lm	7 330 Lm	62 Lm/W	85 600 Cd	5 400 K	0.0025



Distance	5 m	10 m	15 m	20 m	25 m	30 m
Field diameter	2,3 m	4,5 m	6,8 m	9 m	11,3 m	13,5 m
Illumination	3 450 lux	860 lux	390 lux	220 lux	140 lux	100 lux
Distance	15 ft	35 ft	50 ft	65 ft	80 ft	100 ft
Field diameter	6,8 ft	15,8 ft	22,5 ft	29,3 ft	36,1 ft	45,1 ft
Illumination	390 fc	70 fc	35 fc	21 fc	14 fc	9 fc

• Optics @ 35°

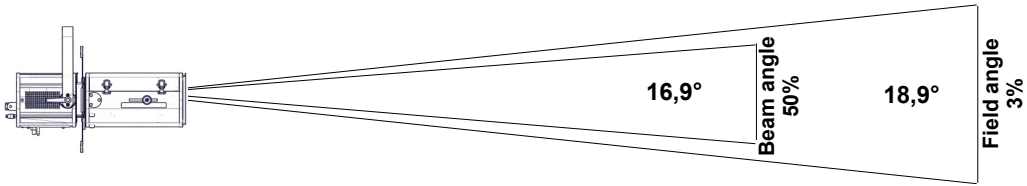
Field lumens	Beam lumens	Efficacy	Beam intensity	CCT	Delta uv
8 760 Lm	7 940 Lm	66 Lm/W	69 000 Cd	5 220 K	0.0024



Distance	5 m	10 m	15 m	20 m	25 m	30 m
Field diameter	3 m	5,9 m	8,9 m	11,8 m	14,8 m	17,7 m
Illumination	2 800 lux	700 lux	310 lux	180 lux	120 lux	80 lux
Distance	15 ft	35 ft	50 ft	65 ft	80 ft	100 ft
Field diameter	8,9 ft	20,7 ft	29,5 ft	38,4 ft	47,2 ft	59,1 ft
Illumination	310 fc	60 fc	28 fc	17 fc	11 fc	7 fc

• Optics @ 16°

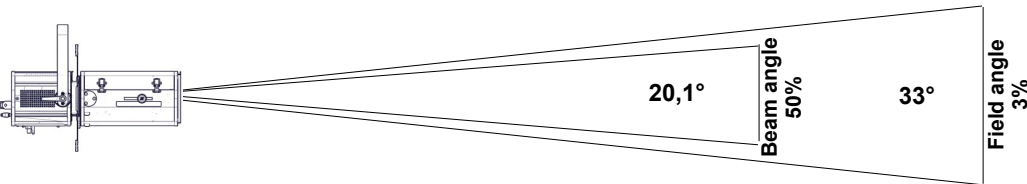
Field lumens	Beam lumens	Efficacy	Beam intensity	CCT	Delta uv
9 270 Lm			183 900 Cd	5 530 K	



Distance	5 m	10 m	15 m	20 m	25 m	30 m
Field diameter	1,7 m	3,3 m	5 m	6,7 m	8,3 m	10 m
Illumination	7 400 lux	1 850 lux	820 lux	460 lux	300 lux	210 lux
Distance	15 ft	35 ft	50 ft	65 ft	80 ft	100 ft
Field diameter	5 ft	11,7 ft	16,6 ft	21,6 ft	26,6 ft	33,3 ft
Illumination	820 fc	160 fc	75 fc	44 fc	29 fc	19 fc

• Optics @ 35°

Field lumens	Beam lumens	Efficacy	Beam intensity	CCT	Delta uv
9 850 Lm			79 200 Cd	5 450 K	

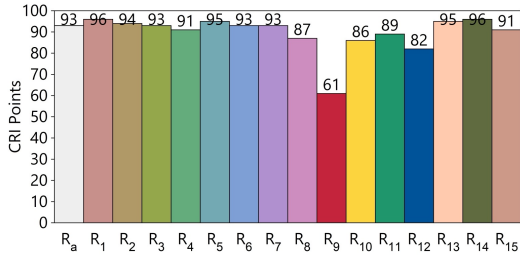


Distance	5 m	10 m	15 m	20 m	25 m	30 m
Field diameter	3 m	5,9 m	8,9 m	11,8 m	14,8 m	17,8 m
Illumination	3 200 lux	800 lux	360 lux	200 lux	130 lux	90 lux
Distance	15 ft	35 ft	50 ft	65 ft	80 ft	100 ft
Field diameter	8,9 ft	20,7 ft	29,6 ft	38,5 ft	47,4 ft	59,2 ft
Illumination	360 fc	65 fc	32 fc	19 fc	13 fc	8 fc

Light quality report


CCT	DeltaUV	CRI Ra	CRI R9	CQS Qa	TM30-18 Rf	TM30-18 Rg	TLCI	SSI [D5356]
5 360K	0.0032	93	61	93	92	102	89	71

CRI - CIE Colour Rendering Index

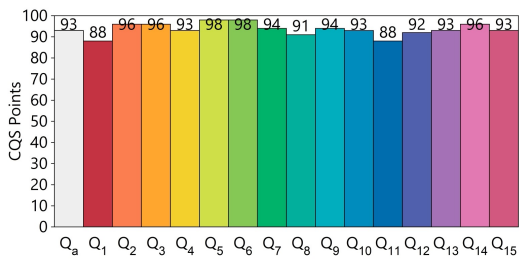


TLCI - Television Lighting Consistency Index

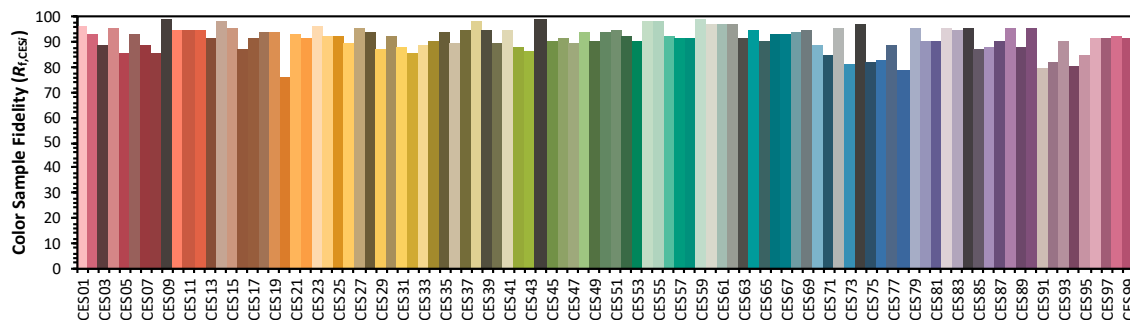
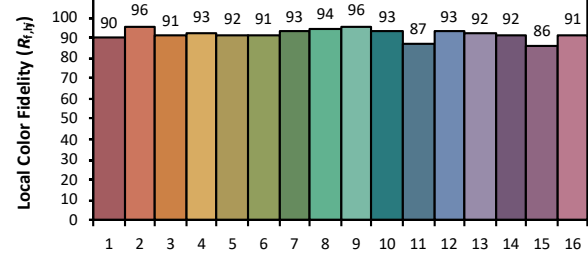
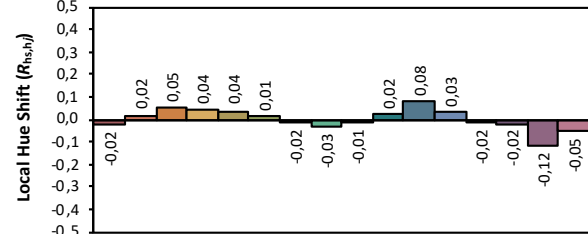
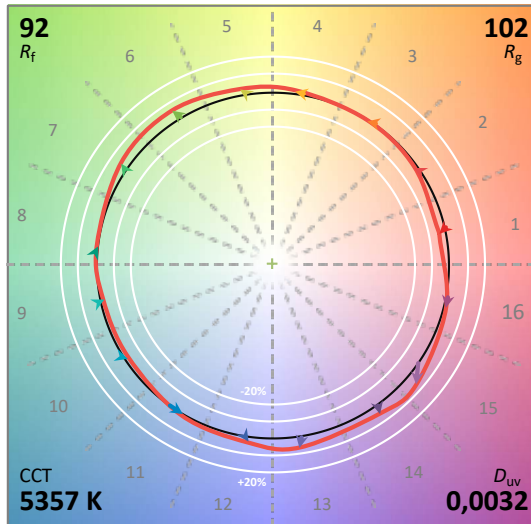
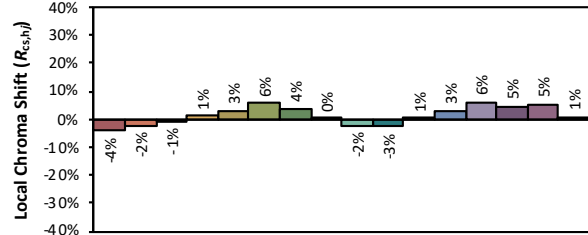
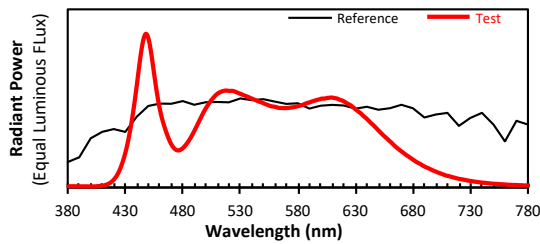
Test : CCT = D5357 (0.0)
 TLCI-2012 : 89 (D5357)



CQS - NIST Colour Quality Scale



ANSI/IES TM-30-18 Colour Rendition Report



Colours are for visual orientation purposes only. Created with the IES TM-30-18 Calculator Version 2.00